

TECHNICAL DATA R410A

[Model Name]

PUZ-HA24NHA1

PUZ-HA30NKA

PUZ-HA36NKA

PUZ-HA42NKA1

[Service Ref.]

PUZ-HA24NHA1

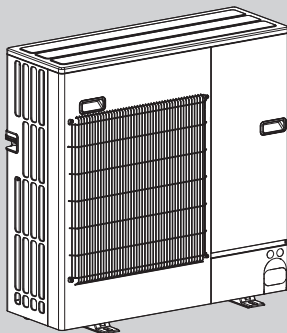
PUZ-HA30NKA

PUZ-HA36NKA

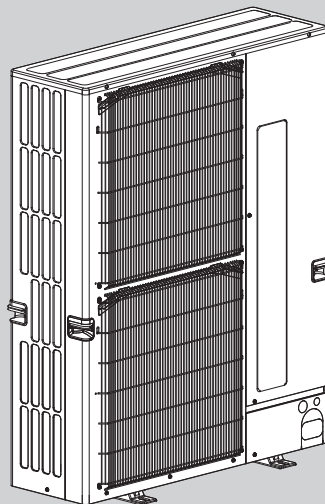
PUZ-HA42NKA1

Revision:
• The value of MOCP
in 1. SPECIFICATION
has been modified in
REVISED EDITION-B.

OCD750A is void.



PUZ-HA24NHA1



**PUZ-HA30NKA
PUZ-HA36NKA
PUZ-HA42NKA1**

CONTENTS

1. SPECIFICATION	2
2. POSITION OF THE CENTER OF GRAVITY...	7
3. PERFORMANCE CURVES	8
4. CORRECTION FACTORS	10
5. PART LOAD CAPACITY CHART.....	12

1

SPECIFICATION

PUZ-HA24NHA1

PUZ-HA30NKA

PUZ-HA36NKA

PUZ-HA42NKA1

Model name	Indoor unit	PLA-A24EA7	PLA-A30EA7	PLA-A36EA7	PLA-A42EA7		
	Outdoor unit	PUZ-HA24NHA1	PUZ-HA30NKA	PUZ-HA36NKA	PUZ-HA42NKA1		
Cooling	Rated Capacity	Btu/h	24,000	30,000	36,000	42,000	
	Capacity Range	Btu/h	10,000-24,000	14,600-30,000	14,800-36,000	18,800-42,000	
	Total input	W	1,710	2,120	2,750	3,920	
	Energy Efficiency	EER		14.0	14.1	13.0	10.7
		SEER		21.5	20.2	20.0	16.3
	Moisture Removal	Pints/h		3.0	5.4	5.5	4.5
Sensible Heat Factor			0.86	0.80	0.83	0.88	
Heating at 47°F	Rated Capacity	Btu/h	26,000	32,000	38,000	48,000	
	Capacity Range	Btu/h	10,000-28,000	14,200-34,000	16,700-40,000	17,000-54,000	
	Total input	W	1,700	2,260	2,650	4,210	
	HSPF(Region IV)	Btu/h/W	11.3	9.8	10.4	9.8	
Heating at 17°F	Rated Capacity	Btu/h	17,300	20,600	24,200	40,500	
	Rated Total input	W	1,816	2,365	2,715	5,385	
	Maximum Capacity	Btu/h	26,000	32,000	38,000	48,000	
	Maximum Total Input	W	3,000	3,935	4,785	6,385	
Power supply	Voltage, Phase, Cycle						
Voltage	1-phase, 60Hz, 208/230V						
	Indoor - Outdoor S1-S2						
	AC 208/230V						
Indoor - Outdoor S2-S3							
DC24V							
Indoor - Remote controller							
DC12V							
Indoor unit	MCA	A	1.0		2.0		
	Fan Motor	F.L.A	0.49	0.59	0.98	1.05	
	Fan Motor Output	W	120				
	Air flow (Lo-Mid-Hi)	DRY(CFM)	530-640-710-810	570-670-780-880	670-850-1,020-1,200	740-920-1,060-1,200	
		WET(CFM)	490-600-670-770	530-630-740-840	630-810-980-1,160	700-880-1,020-1,160	
	External Static Pressure	in WG	0				
	Sound Pressure Level (Lo-Mid-Hi)	dB (A)	28-30-33-36	28-32-35-38	32-37-41-44	34-38-42-45	
	External Finish Color	White Munsell 6.4Y 8.9/0.4					
	Dimensions	W: in	33-1/16(37-13/32)				
		D: in	33-1/16(37-13/32)				
		H: in	11-3/4(1-9/16)				
	Weight Unit	lbs	56(11)				
	Field Drainpipe O.D.	in	1-1/4				
	Refrigerant pipe Gas	in	5/8				
Refrigerant pipe Liquid	in	3/8					
Outdoor unit	MCA	A	17	24	26	36	
	MOCP	A	27	40	42	60	
	SCCR	A	5	5	5	5	
	Inverter input	A	10	16	16	24	
	Compressor	Model(Type)	DNB28FBAMT	ANB33FJMMT	ANB33FJMMT	ANB42FJTMT	
	Air flow (Cooling/Heating)	CFM	1,940/1,940	3,880/3,880	3,880/3,880	3,319/3,319	
	Refrigerant Control	Electronic Expansion Valve					
	Defrost Method	Reverse Cycle					
	SPL (Cooling)	dB (A)	52			49	
	SPL (Heating)	dB (A)	53			51	
	External Finish Color	Ivory Munsell 3Y 7.8/1.1					
	Dimension	W: in	37-13/32		41-11/32		
		D: in	12-63/64+63/64				
		H: in	37-1/8		52-43/64		
Weight	lbs	86		118	128		
Remote Controller	Type	Attached in indoor unit					
Refrigerant	Type	R410A					
	Charge	lbs, oz	7 lbs 11 oz	11 lbs 7 oz	13 lbs 4 oz		
	Oil	Type(Fl.oz.)	FVC68D (34 oz)	FV50S(47 oz)	FVC68D(57 oz)		
Refrigerant Pipe	Gas side O.D.	in	5/8				
	Liquid side O.D.	in	3/8				
	Height Difference (Max)	ft	100				
	Length (Max.)	ft	165		245		
Connection Method	Indoor/Outdoor	Flared					
Operation Guarantee	Cooling	°F (°C)	* 0 to 115 (-18 to 46)				
	Heating	°F (°C)	-13 to 75 (-25 to 24)				

NOTES: 1. Rating conditions (cooling)-Indoor: D.B. 26.7°C (80°F), W.B. 19.4°C (67°F)
 (heating)-Indoor: D.B. 21.1°C (70°F), W.B. 15.6°C (60°F)
 2. Rating conditions (heating)-Indoor: D.B. 21.1°C (70°F), W.B. 15.6°C (60°F)

Outdoor: D.B. 35°C (95°F), W.B. 23.9°C (75°F)
 Outdoor: D.B. 8.3°C (47°F), W.B. 6.1°C (43°F)
 Outdoor: D.B. -8.3°C (17°F), W.B. -9.4°C (15°F)

Operating range

		Indoor intake air temperature	Outdoor intake air temperature
Cooling	Maximum	D.B. 32°C (90°F), W.B. 23°C (73°F)	D.B. 46°C (115°F)
	Minimum	D.B. 19°C (66°F), W.B. 15°C (59°F)	D.B. -5°C (23°F) D.B. -18°C (0°F)*
Heating	Maximum	D.B. 28°C (83°F)	D.B. 21.1°C (70°F), W.B. 15°C (59°F)
	Minimum	D.B. 10°C (50°F)	D.B. -25°C (-13°F), W.B. -25°C (-13°F)

* In case that the wind baffle is installed. (In case that the wind baffle is not installed, the minimum temperature will be -5°C (23°F) DB.)

PUZ-HA24NHA1 PUZ-HA30NKA PUZ-HA36NKA

Model name	Indoor unit		PKA-A24KA7 PUZ-HA24NHA1	PKA-A30KA7 PUZ-HA30NKA	PKA-A36KA7 PUZ-HA36NKA	
Cooling	Rated Capacity	Btu/h	24,000	30,000	33,600	
	Capacity Range	Btu/h	10,000-24,000	14,600-30,000	14,700-36,000	
	Total input	W	1,900	2,330	2,700	
	Energy Efficiency	EER		12.6	12.8	12.3
		SEER		19.5	18.5	18.5
	Moisture Removal	Pints/h	5.0	7.5	9.3	
	Sensible Heat Factor		0.77	0.72	0.69	
Heating at 47°F	Rated Capacity	Btu/h	26,000	32,000	38,000	
	Capacity Range	Btu/h	10,000-28,000	14,600-34,000	14,900-40,000	
	Total input	W	1,920	2,770	3,340	
	HSPF(Region IV)	Btu/h/W	10.6	9.6	10.0	
Heating at 17°F	Rated Capacity	Btu/h	17,200	21,300	25,400	
	Rated Total input	W	2,006	2,625	3,125	
	Maximum Capacity	Btu/h	26,000	32,000	38,000	
	Maximum Total Input	W	3,560	4,535	5,335	
Power supply	Voltage, Phase, Cycle 1-phase, 60Hz, 208/230V					
Voltage	Indoor - Outdoor S1-S2 AC 208/230V					
	Indoor - Outdoor S2-S3 DC24V					
	Indoor - Remote controller DC12V					
Indoor unit	MCA	A	1.0	1.0	1.0	
	Fan Motor	F.L.A	0.36	0.36	0.57	
	Fan Motor Output	W	56	56	56	
	Air flow (Lo-Mid-Hi)	DRY(CFM)	635-705-775	635-705-775	705-810-920	
		WET(CFM)	570-635-700	570-635-700	635-730-830	
	External Static Pressure	in WG	0			
	Sound Pressure Level (Lo-Mid-Hi)	dB (A)	39-42-45	39-42-45	43-46-49	
	External Finish Color	White Munsell 6.4Y 8.9/0.4				
	Dimensions	W: in	46-1/16			
		D: in	11-5/8			
		H: in	14-3/8			
	Weight Unit	lbs	46			
	Field Drainpipe O.D.	in	5/8			
	Refrigerant pipe Gas	in	5/8			
Refrigerant pipe Liquid	in	3/8				
Outdoor unit	MCA	A	17	24	26	
	MOCP	A	27	40	42	
	SCCR	A	5	5	5	
	Inverter input	A	10	16	16	
	Compressor	Model(Type)	DNB28FBAMT	ANB33FJMMT	ANB33FJMMT	
	Air flow (Cooling/Heating)	CFM	1,940/1,940	3,880/3,880	3,880/3,880	
	Refrigerant Control	Electronic Expansion Valve				
	Defrost Method	Reverse Cycle				
	SPL (Cooling)	dB (A)	52			
	SPL (Heating)	dB (A)	53			
	External Finish Color	Ivory Munsell 3Y 7.8/1.1				
	Dimension	W: in	37-13/32	41-11/32		
		D: in	12-63/64+63/64			
		H: in	37-1/8	52-43/64		
Weight	lbs	86	118			
Remote Controller	Type	Attached in indoor unit				
Refrigerant	Type	R410A				
	Charge	lbs, oz	7 lbs 11 oz	11 lbs 7 oz		
	Oil	Type(Fl.oz.)	FVC68D(34 oz)	FV50S(47 oz)		
Refrigerant Pipe	Gas side O.D.	in	5/8			
	Liquid side O.D.	in	3/8			
	Height Difference (Max)	ft	100			
	Length (Max.)	ft	165	245		
Connection Method	Indoor/Outdoor Flared					
Operation Guarantee	Cooling	°F (°C)	* 0 to 115 (-18 to 46)			
	Heating	°F (°C)	-13 to 75 (-25 to 24)			

NOTES: 1. Rating conditions (cooling)-Indoor: D.B. 26.7°C (80°F), W.B. 19.4°C (67°F) Outdoor: D.B. 35°C (95°F), W.B. 23.9°C (75°F)
 (heating)-Indoor: D.B. 21.1°C (70°F), W.B. 15.6°C (60°F) Outdoor: D.B. 8.3°C (47°F), W.B. 6.1°C (43°F)
 2. Rating conditions (heating)-Indoor: D.B. 21.1°C (70°F), W.B. 15.6°C (60°F) Outdoor: D.B. -8.3°C (17°F), W.B. -9.4°C (15°F)

Operating range

		Indoor intake air temperature	Outdoor intake air temperature
Cooling	Maximum	D.B. 32°C (90°F), W.B. 23°C (73°F)	D.B. 46°C (115°F)
	Minimum	D.B. 19°C (66°F), W.B. 15°C (59°F)	D.B. -5°C (23°F) D.B. -18°C (0°F)*
Heating	Maximum	D.B. 28°C (83°F)	D.B. 21.1°C (70°F), W.B. 15°C (59°F)
	Minimum	D.B. 10°C (50°F)	D.B. -25°C (-13°F), W.B. -25°C (-13°F)

* In case that the wind baffle is installed. (In case that the wind baffle is not installed, the minimum temperature will be -5°C (23°F) DB.)

PUZ-HA24NHA1 PUZ-HA30NKA PUZ-HA36NKA PUZ-HA42NKA1

Model name	Indoor unit	PCA-A24KA7	PCA-A30KA7	PCA-A36KA7	PCA-A42KA7		
	Outdoor unit	PUZ-HA24NHA1	PUZ-HA30NKA	PUZ-HA36NKA	PUZ-HA42NKA1		
Cooling	Rated Capacity	Btu/h	23,000	30,000	34,000	42,000	
	Capacity Range	Btu/h	10,000-24,000	14,300-30,000	14,900-34,000	16,600-42,000	
	Total input	W	1,840	2,380	2,700	4,050	
	Energy Efficiency	EER		12.5	12.6	12.5	10.3
		SEER		18.5	17.9	18.0	15.5
	Moisture Removal	Pints/h		5.6	8.3	7.9	10.6
Sensible Heat Factor			0.73	0.69	0.74	0.72	
Heating at 47°F	Rated Capacity	Btu/h	26,000	32,000	38,000	48,000	
	Capacity Range	Btu/h	10,000-28,000	14,400-35,000	17,400-40,000	24,000-54,000	
	Total input	W	2,050	2,930	3,360	4,760	
	HSPF(Region IV)	Btu/h/W	10.3	9.4	10.3	10.0	
Heating at 17°F	Rated Capacity	Btu/h	17,700	22,200	25,400	38,500	
	Rated Total input	W	2,146	2,855	3,125	5,935	
	Maximum Capacity	Btu/h	26,000	32,000	38,000	48,000	
	Maximum Total Input	W	3,750	4,665	5,275	7,305	
Power supply	Voltage, Phase, Cycle						
Voltage	1-phase, 60Hz, 208/230V						
	Indoor - Outdoor S1-S2						
	AC 208/230V						
Indoor - Outdoor S2-S3							
DC24V							
Indoor - Remote controller							
DC12V							
Indoor unit	MCA	A	1.0		2.0		
	Fan Motor	F.L.A	0.54		0.97		
	Fan Motor Output	W	95		160		
	Air flow (Lo-Mid-Hi)	DRY(CFM)	530-565-600-670	565-600-635-705	775-850-920-990	810-885-955-1,025	
		WET(CFM)	495-530-565-635	530-565-600-670	705-775-850-920	740-810-885-955	
	External Static Pressure	in WG	0				
	Sound Pressure Level (Lo-Mid-Hi)	dB (A)	33-35-37-40	35-37-39-41	37-39-41-43	39-41-43-45	
	External Finish Color	White Munsell 6.4Y 8.9/0.4					
	Dimensions	W: in	50-3/8			63	
		D: in	26-3/4				
		H: in	9-1/16				
	Weight Unit	lbs	71		79	86	
	Field Drainpipe O.D.	in	1-1/32				
	Refrigerant pipe Gas	in	5/8				
Refrigerant pipe Liquid	in	3/8					
Outdoor unit	MCA	A	17	24	26	36	
	MOCP	A	27	40	42	60	
	SCCR	A	5	5	5	5	
	Inverter input	A	10	16	16	24	
	Compressor	Model(Type)	DNB28FBAMT	ANB33FJMMT	ANB33FJMMT	ANB42FJTMT	
	Air flow (Cooling/Heating)	CFM	1,940/1,940	3,880/3,880	3,880/3,880	3,319/3,319	
	Refrigerant Control	Electronic Expansion Valve					
	Defrost Method	Reverse Cycle					
	SPL (Cooling)	dB (A)	52			49	
	SPL (Heating)	dB (A)	53			51	
	External Finish Color	Ivory Munsell 3Y 7.8/1.1					
	Dimension	W: in	37-13/32		41-11/32		
		D: in	12-63/64+63/64				
		H: in	37-1/8		52-43/64		
Weight	lbs	86		118	128		
Remote Controller	Type	Attached in indoor unit					
Refrigerant	Type	R410A					
	Charge	lbs, oz	7 lbs 11 oz	11 lbs 7 oz	13 lbs 4 oz		
	Oil	Type(Fl.oz.)	FVC68D(34 oz)	FV50S(47 oz)	FVC68D(57 oz)		
Refrigerant Pipe	Gas side O.D.	in	5/8				
	Liquid side O.D.	in	3/8				
	Height Difference (Max)	ft	100				
	Length (Max.)	ft	165		245		
Connection Method	Indoor/Outdoor	Flared					
Operation Guarantee	Cooling	°F (°C)	* 0 to 115 (-18 to 46)				
	Heating	°F (°C)	-13 to 75 (-25 to 24)				

NOTES: 1. Rating conditions (cooling)-Indoor: D.B. 26.7°C (80°F), W.B. 19.4°C (67°F) Outdoor: D.B. 35°C (95°F), W.B. 23.9°C (75°F)
 (heating)-Indoor: D.B. 21.1°C (70°F), W.B. 15.6°C (60°F) Outdoor: D.B. 8.3°C (47°F), W.B. 6.1°C (43°F)
 2. Rating conditions (heating)-Indoor: D.B. 21.1°C (70°F), W.B. 15.6°C (60°F) Outdoor: D.B. -8.3°C (17°F), W.B. -9.4°C (15°F)

Operating range

		Indoor intake air temperature	Outdoor intake air temperature
Cooling	Maximum	D.B. 32°C (90°F), W.B. 23°C (73°F)	D.B. 46°C (115°F)
	Minimum	D.B. 19°C (66°F), W.B. 15°C (59°F)	D.B. -5°C (23°F) D.B. -18°C (0°F)*
Heating	Maximum	D.B. 28°C (83°F)	D.B. 21.1°C (70°F), W.B. 15°C (59°F)
	Minimum	D.B. 10°C (50°F)	D.B. -25°C (-13°F), W.B. -25°C (-13°F)

* In case that the wind baffle is installed. (In case that the wind baffle is not installed, the minimum temperature will be -5°C (23°F) DB.)

PUZ-HA24NHA1 PUZ-HA30NKA PUZ-HA36NKA PUZ-HA42NKA1

Model name	Indoor unit	Outdoor unit	PEAD-A24AA7 PUZ-HA24NHA1	PEAD-A30AA7 PUZ-HA30NKA	PEAD-A36AA7 PUZ-HA36NKA	PEAD-A42AA7 PUZ-HA42NKA1	
Cooling	Rated Capacity	Btu/h	24,000	30,000	36,000	42,000	
	Capacity Range	Btu/h	10,000-24,000	14,600-30,000	15,600-36,000	17,100-42,000	
	Total input	W	2,080	2,350	2,850	3,900	
	Energy Efficiency	EER		11.5	12.7	12.6	10.7
		SEER		16.6	18.1	17.1	15.0
	Moisture Removal	Pints/h		6.9	6.5	5.2	4.1
Sensible Heat Factor			0.68	0.76	0.84	0.89	
Heating at 47°F	Rated Capacity	Btu/h	25,000	32,000	38,000	48,000	
	Capacity Range	Btu/h	10,000-28,000	14,800-34,000	17,400-40,000	21,200-54,000	
	Total input	W	1,920	2,740	2,940	3,990	
	HSPF(Region IV)	Btu/h/W	10.4	9.6	10.4	9.8	
Heating at 17°F	Rated Capacity	Btu/h	18,000	21,000	25,400	39,000	
	Rated Total input	W	2,096	2,615	2,955	5,095	
	Maximum Capacity	Btu/h	25,000	32,000	38,000	48,000	
	Maximum Total Input	W	3,450	4,445	4,985	6,715	
Power supply	Voltage, Phase, Cycle		1-phase, 60Hz, 208/230V				
Voltage	Indoor - Outdoor S1-S2		AC 208/230V				
	Indoor - Outdoor S2-S3		DC24V				
	Indoor - Remote controller		DC12V				
Indoor unit	MCA	A	2.63	2.73	3.30	3.50	
	Fan Motor	F.L.A	2.10	2.18	2.64	2.80	
	Fan Motor Output	W	121		244		
	Air flow (Lo-Mid-Hi)	DRY(CFM)	512-635-741	618-742-883	847-1,024-1,201	1,042-1,254-1,483	
		WET(CFM)	472-595-701	578-702-843	807-984-1,161	1,002-1,214-1,443	
	External Static Pressure	in WG	0.14/0.20/0.28/0.40/0.60				
	Sound Pressure Level (Lo-Mid-Hi)	dB (A)	30-33-37	30-34-39	33-38-42	36-40-44	
	External Finish Color		Galvanized				
	Dimensions	W: in	43-5/16		55-1/8		
		D: in	28-7/8				
		H: in	9-7/8				
	Weight Unit	lbs	31		39	41	
	Field Drainpipe O.D.	in	1-1/4				
	Refrigerant pipe Gas	in	5/8				
Refrigerant pipe Liquid	in	3/8					
Outdoor unit	MCA	A	17	24	26	36	
	MOCP	A	27	40	42	60	
	SCCR	A	5	5	5	5	
	Inverter input	A	10	16	16	24	
	Compressor	Model(Type)	DNB28FBAMT	ANB33FJMMT	ANB33FJMMT	ANB42FJTMT	
	Air flow (Cooling/Heating)	CFM	1,940/1,940	3,880/3,880	3,880/3,880	3,319/3,319	
	Refrigerant Control		Electronic Expansion Valve				
	Defrost Method		Reverse Cycle				
	SPL (Cooling)	dB (A)	52			49	
	SPL (Heating)	dB (A)	53			51	
	External Finish Color		Ivory Munsell 3Y 7.8/1.1				
	Dimension	W: in	37-13/32	41-11/32			
		D: in	12-63/64+63/64				
		H: in	37-1/8	52-43/64			
Weight	lbs	86	118		128		
Remote Controller	Type	Attached in indoor unit					
Refrigerant	Type	R410A					
	Charge	lbs, oz	7 lbs 11 oz	11 lbs 7 oz		13 lbs 4 oz	
	Oil	Type(Fl.oz.)	FVC68D(34 oz)	FV50S(47 oz)		FVC68D(57 oz)	
Refrigerant Pipe	Gas side O.D.	in	5/8				
	Liquid side O.D.	in	3/8				
	Height Difference (Max)	ft	100				
	Length (Max.)	ft	165	245			
Connection Method	Indoor/Outdoor	Flared					
Operation Guarantee	Cooling	°F (°C)	* 0 to 115 (-18 to 46)				
	Heating	°F (°C)	-13 to 75 (-25 to 24)				

NOTES: 1. Rating conditions (cooling)-Indoor: D.B. 26.7°C (80°F), W.B. 19.4°C (67°F) Outdoor: D.B. 35°C (95°F), W.B. 23.9°C (75°F)
 (heating)-Indoor: D.B. 21.1°C (70°F), W.B. 15.6°C (60°F) Outdoor: D.B. 8.3°C (47°F), W.B. 6.1°C (43°F)
 2. Rating conditions (heating)-Indoor: D.B. 21.1°C (70°F), W.B. 15.6°C (60°F) Outdoor: D.B. -8.3°C (17°F), W.B. -9.4°C (15°F)

Operating range

		Indoor intake air temperature	Outdoor intake air temperature
Cooling	Maximum	D.B. 32°C (90°F), W.B. 23°C (73°F)	D.B. 46°C (115°F)
	Minimum	D.B. 19°C (66°F), W.B. 15°C (59°F)	D.B. -5°C (23°F) D.B. -18°C (0°F)*
Heating	Maximum	D.B. 28°C (83°F)	D.B. 21.1°C (70°F), W.B. 15°C (59°F)
	Minimum	D.B. 10°C (50°F)	D.B. -25°C (-13°F), W.B. -25°C (-13°F)

* In case that the wind baffle is installed. (In case that the wind baffle is not installed, the minimum temperature will be -5°C (23°F) DB.)

PUZ-HA24NHA1 PUZ-HA30NKA PUZ-HA36NKA PUZ-HA42NKA1

Model name	Indoor unit	PVA-A24AA7	PVA-A30AA7	PVA-A36AA7	PVA-A42AA7		
	Outdoor unit	PUZ-HA24NHA1	PUZ-HA30NKA	PUZ-HA36NKA	PUZ-HA42NKA1		
Cooling	Rated Capacity	Btu/h	24,000	30,000	33,000	42,000	
	Capacity Range	Btu/h	10,000-24,000	14,800-30,000	15,500-36,000	17,000-42,000	
	Total input	W	2,100	2,300	2,500	3,960	
	Energy Efficiency	EER		11.4	13.0	13.0	10.6
		SEER		19.0	18.0	18.2	15.4
	Moisture Removal	Pints/h		3.7	5.9	3.8	5.3
Sensible Heat Factor			0.83	0.78	0.87	0.86	
Heating at 47°F	Rated Capacity	Btu/h	26,000	32,000	38,000	48,000	
	Capacity Range	Btu/h	10,000-28,000	14,800-34,000	18,600-40,000	23,900-54,000	
	Total input	W	1,980	2,460	2,850	3,850	
	HSPF(Region IV)	Btu/h/W	10.4	9.8	11.2	10.0	
Heating at 17°F	Rated Capacity	Btu/h	17,500	21,000	24,600	38,500	
	Rated Total input	W	2,126	2,515	2,825	4,925	
	Maximum Capacity	Btu/h	26,000	32,000	38,000	48,000	
	Maximum Total Input	W	3,550	4,135	4,895	6,635	
Power supply	Voltage, Phase, Cycle						
Voltage	1-phase, 60Hz, 208/230V						
	Indoor - Outdoor S1-S2						
	AC 208/230V						
Indoor - Outdoor S2-S3							
DC24V							
Indoor - Remote controller							
DC12V							
Indoor unit	MCA	A	4.13	4.13	5.50	5.63	
	Fan Motor	F.L.A	3.30	3.30	4.40	4.50	
	Fan Motor Output	W	244	121	431	430	
	Air flow (Lo-Mid-Hi)	DRY(CFM)	613-744-875	613-744-875	788-956-1,125	1,040-1,262-1,485	
		WET(CFM)	-	-	-	-	
	External Static Pressure	in WG	0.3/0.5/0.8				
	Sound Pressure Level (Lo-Mid-Hi)	dB (A)	32-36-40	32-36-40	32-36-40	36-40-44	
	External Finish Color	Galvanized steel cabinet - Powder coated Slate Gray					
	Dimensions	W: in	21		25		
		D: in	21-5/8				
		H: in	54-1/4		59-1/2		
	Weight Unit	lbs	141		172		
	Field Drainpipe O.D.	in	3/4				
	Refrigerant pipe Gas	in	5/8				
Refrigerant pipe Liquid	in	3/8					
Outdoor unit	MCA	A	17	24	26	36	
	MOCP	A	27	40	42	60	
	SCCR	A	5	5	5	5	
	Inverter input	A	10	16	16	24	
	Compressor	Model(Type)	DNB28FBAMT	ANB33FJMMT	ANB33FJMMT	ANB42FJTMT	
	Air flow (Cooling/Heating)	CFM	1,940/1,940	3,880/3,880	3,880/3,880	3,319/3,319	
	Refrigerant Control	Electronic Expansion Valve					
	Defrost Method	Reverse Cycle					
	SPL (Cooling)	dB (A)	52			49	
	SPL (Heating)	dB (A)	53			51	
	External Finish Color	Ivory Munsell 3Y 7.8/1.1					
	Dimension	W: in	37-13/32	41-11/32			
		D: in	12-63/64+63/64				
		H: in	37-1/8	52-43/64			
Weight	lbs	86	118		128		
Remote Controller	Type	Attached in indoor unit					
Refrigerant	Type	R410A					
	Charge	lbs, oz	7 lbs 11 oz	11 lbs 7 oz	13 lbs 4 oz		
	Oil	Type(Fl.oz.)	FVC68D(34 oz)	FV50S(47 oz)	FVC68D(57 oz)		
Refrigerant Pipe	Gas side O.D.	in	5/8				
	Liquid side O.D.	in	3/8				
	Height Difference (Max)	ft	100				
	Length (Max.)	ft	165	245			
Connection Method	Indoor/Outdoor	Flared					
Operation Guarantee	Cooling	°F (°C)	* 0 to 115 (-18 to 46)				
	Heating	°F (°C)	-13 to 75 (-25 to 24)				

NOTES: 1. Rating conditions (cooling)-Indoor: D.B. 26.7°C (80°F), W.B. 19.4°C (67°F) Outdoor: D.B. 35°C (95°F), W.B. 23.9°C (75°F)
 (heating)-Indoor: D.B. 21.1°C (70°F), W.B. 15.6°C (60°F) Outdoor: D.B. 8.3°C (47°F), W.B. 6.1°C (43°F)
 2. Rating conditions (heating)-Indoor: D.B. 21.1°C (70°F), W.B. 15.6°C (60°F) Outdoor: D.B. -8.3°C (17°F), W.B. -9.4°C (15°F)

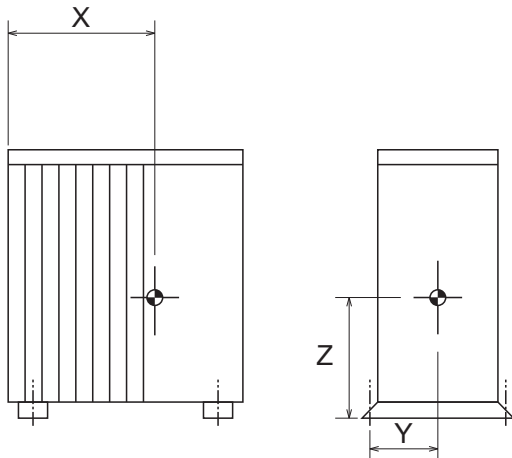
Operating range

		Indoor intake air temperature	Outdoor intake air temperature
Cooling	Maximum	D.B. 32°C (90°F), W.B. 23°C (73°F)	D.B. 46°C (115°F)
	Minimum	D.B. 19°C (66°F), W.B. 15°C (59°F)	D.B. -5°C (23°F) D.B. -18°C (0°F)*
Heating	Maximum	D.B. 28°C (83°F)	D.B. 21.1°C (70°F), W.B. 15°C (59°F)
	Minimum	D.B. 10°C (50°F)	D.B. -25°C (-13°F), W.B. -25°C (-13°F)

* In case that the wind baffle is installed. (In case that the wind baffle is not installed, the minimum temperature will be -5°C (23°F) DB.)

2

POSITION OF THE CENTER OF GRAVITY



Unit: inch (mm)

Model name	X	Y	Z
PUZ-HA24NHA1	23-35/64 (598)	6-11/16 (209)	16-17/32 (420)
PUZ-HA30NKA	25-9/32 (642)	6-27/64 (202)	21-1/16 (535)
PUZ-HA36NKA	25-9/32 (642)	6-27/64 (202)	21-1/16 (535)
PUZ-HA42NKA1	25-25/32 (655)	6-49/64 (211)	22/3/64 (560)

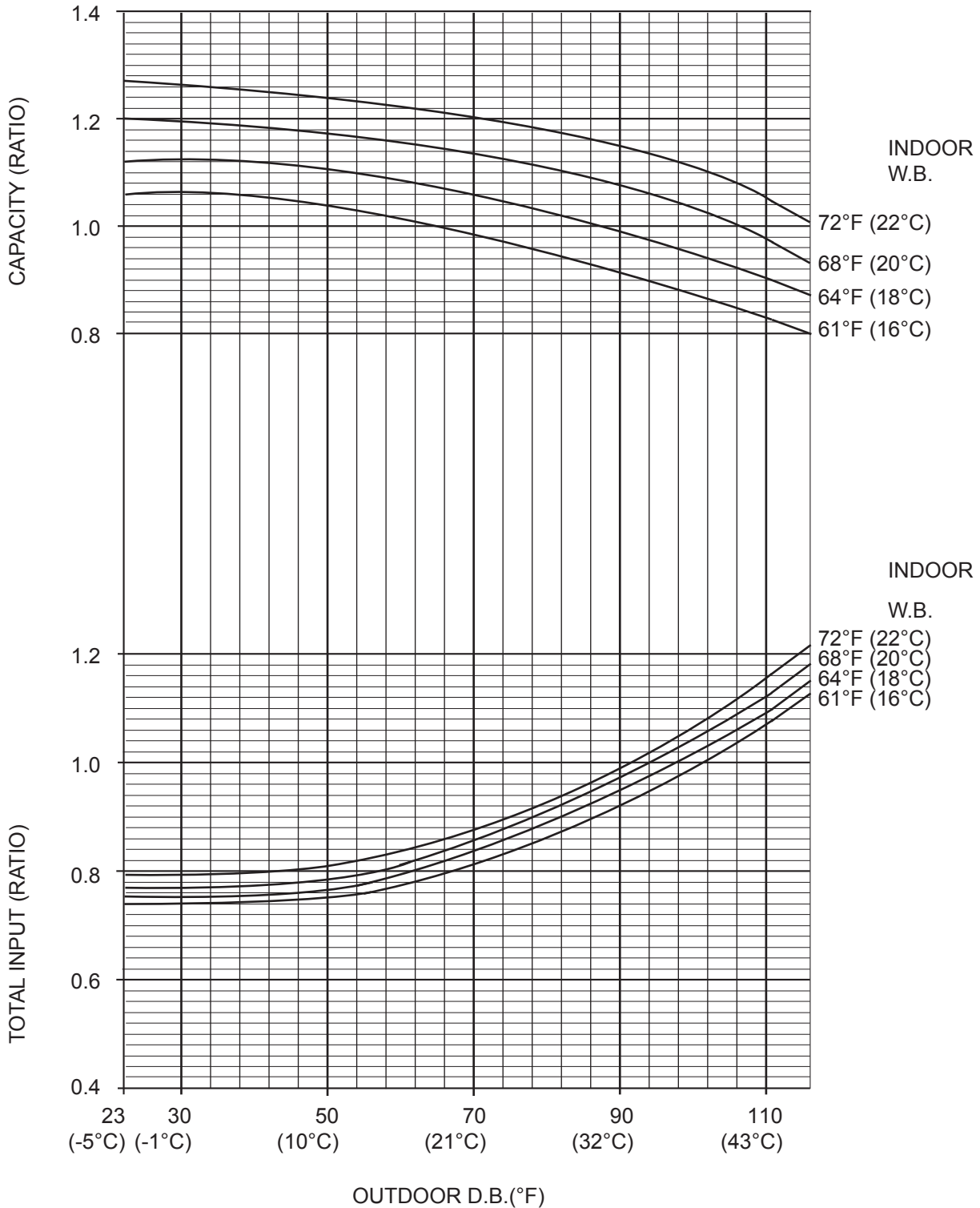
3

PERFORMANCE CURVES

FOR THE COMBINATION OF OUTDOOR UNIT

PUZ-HA24NHA1 PUZ-HA30NKA PUZ-HA36NKA PUZ-HA42NKA1

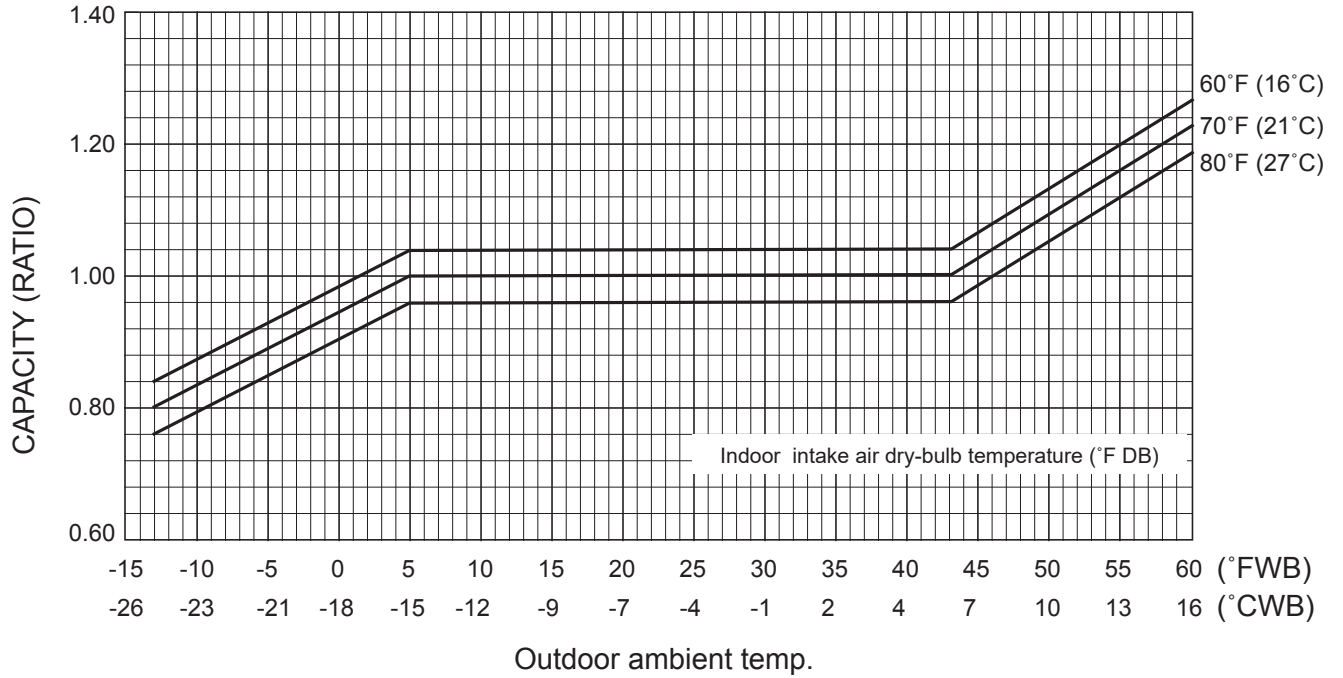
Cooling performance curve



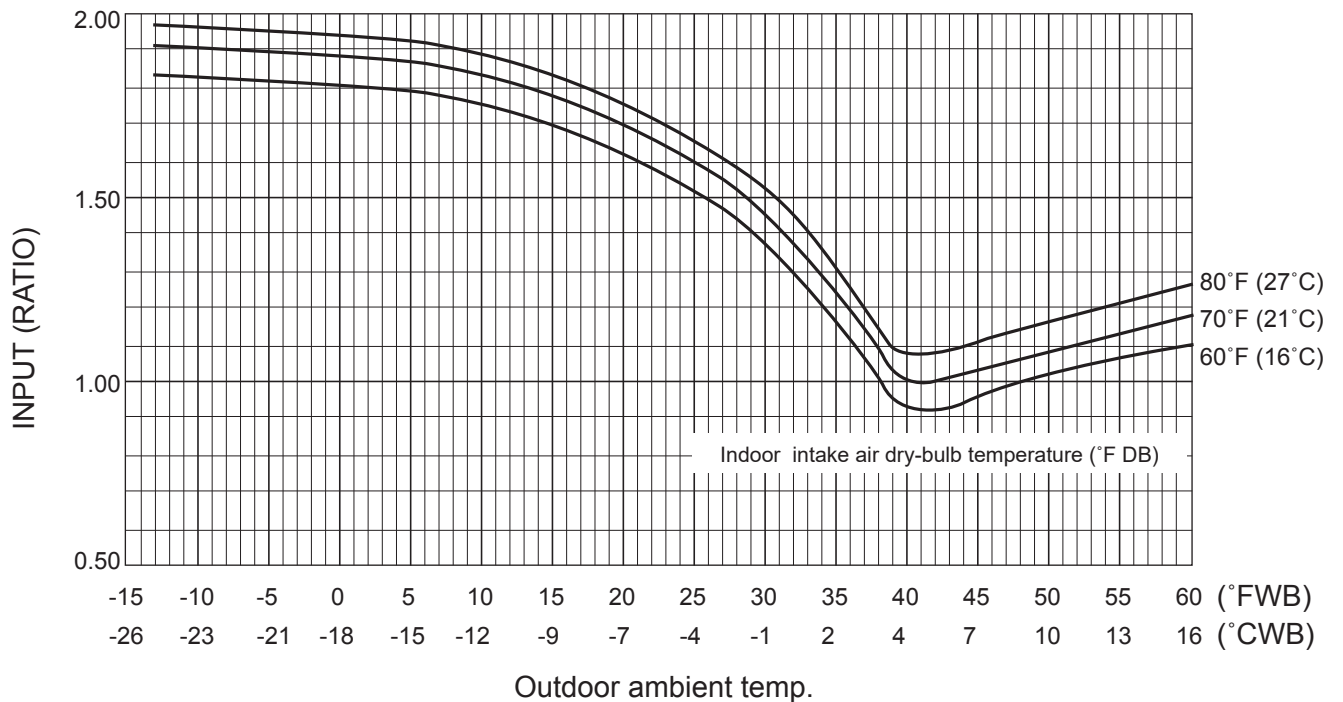
Note : This diagram shows the case where the operation frequency of a compressor is fixed.

Rated heating performance curve

Rated heating capacity



Heating input



4

CORRECTION FACTORS

4-1. COOLING CAPACITY CORRECTION FACTORS

Outdoor unit	Refrigerant piping length (one way)									
	5m (16ft)	10m (33ft)	20m (70ft)	30m (100ft)	40m (130ft)	50m (165ft)	55m (180ft)	60m (195ft)	70m (230ft)	75m (245ft)
PUZ-HA24NHA1	1.000	0.985	0.957	0.931	0.908	0.886	-	-	-	-
PUZ-HA30NKA PUZ-HA36NKA PUZ-HA42NKA1	1.000	0.985	0.957	0.931	0.908	0.886	0.876	0.865	0.846	0.838

4-2. HEATING CAPACITY CORRECTION FACTORS

Outdoor unit	Refrigerant piping length (one way)									
	5m (16ft)	10m (33ft)	20m (70ft)	30m (100ft)	40m (130ft)	50m (165ft)	55m (180ft)	60m (195ft)	70m (230ft)	75m (245ft)
PUZ-HA24NHA1	1.000	0.997	0.991	0.985	0.979	0.973	-	-	-	-
PUZ-HA30NKA PUZ-HA36NKA PUZ-HA42NKA1	1.000	0.997	0.991	0.985	0.979	0.973	0.970	0.967	0.961	0.958

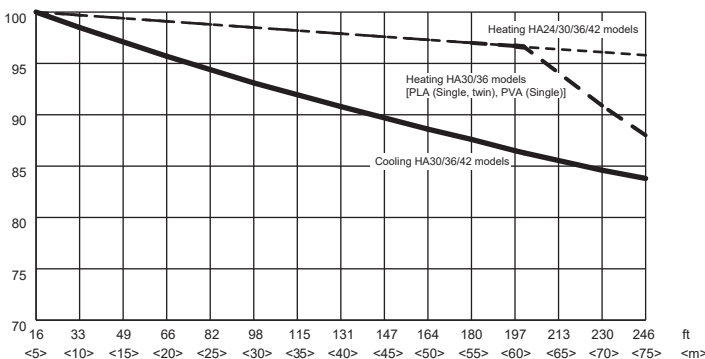
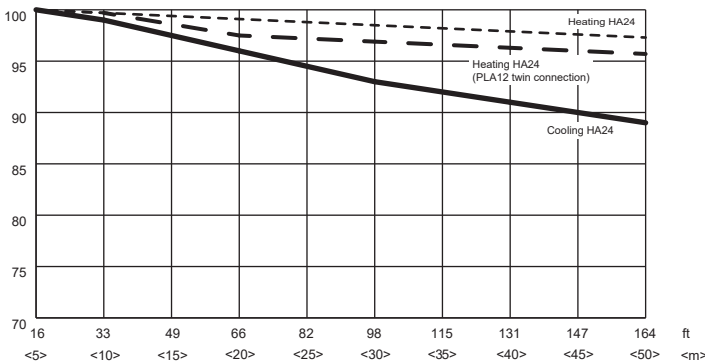
Refer to the following graphs as to the connection with each indoor unit.

4-3. CAPACITY CORRECTION

Cooling and heating capacity is lowered according to pipe length. Capacity can be obtained by referring to the capacity curves below.

Corrected pipe length (m) = actual pipe length (m) + number of bends x 0.3 (m)

Corrected pipe length (ft) = actual pipe length (ft) + number of bends x 1 (ft)



When pipe is one size larger than standard size, capacity can be obtained by referring to capacity curves of standard size.

4-4. ADDITION OF REFRIGERANT

- Additional charging is not necessary if the pipe length does not exceed 21 m (70 ft) for HA24 /30 m (100 ft) for HA30/36/42.
- If the pipe length exceeds the specified length above, charge the unit with additional R410A refrigerant according to the permitted pipe lengths in the chart below.
- * When the unit is stopped, charge the unit with the additional refrigerant through the liquid stop valve after the pipe extensions and indoor unit have been vacuumized.
- * When the unit is operating, add refrigerant to the gas check valve using a safety charger. Do not add liquid refrigerant directly to the check valve.
- * After charging the unit with refrigerant, note the added refrigerant amount on the service label (attached to the unit).
- Be careful when installing multiple units. Connecting to an incorrect indoor unit can lead to abnormally high pressure and have a serious effect on operation performance.

Model	Max pipe length	Max height difference	Additional refrigerant charging amount																			
			20 m	24 m	27 m	30 m	34 m	37 m	40 m	43 m	46 m	49 m	50 m	52 m	55 m	58 m	61 m	64 m	67 m	70 m	73 m	75 m
			70 ft	80 ft	90 ft	100 ft	110 ft	120 ft	130 ft	140 ft	150 ft	160 ft	165 ft	170 ft	180 ft	190 ft	200 ft	210 ft	220 ft	230 ft	240 ft	245 ft
HA24	50 m, 165 ft	30 m, 100 ft	0	0.2 kg 7 oz	0.4 kg 14 oz	0.6 kg 21 oz	0.8 kg 28 oz	1.0 kg 35 oz	1.2 kg 42 oz	1.4 kg 49 oz	1.6 kg 56 oz	1.8 kg 63 oz	1.9 kg 67 oz	-	-	-	-	-	-	-	-	-
HA30 HA36	75 m, 245 ft	30 m, 100 ft	0	0	0	0	0.2 kg 7 oz	0.4 kg 14 oz	0.5 kg 18 oz	0.7 kg 25 oz	0.9 kg 32 oz	1.0 kg 35 oz	1.1 kg 39 oz	1.2 kg 42 oz	1.4 kg 49 oz	1.4 kg 49 oz	1.4 kg 49 oz	1.4 kg 49 oz	1.4 kg 49 oz	1.4 kg 49 oz	1.4 kg 49 oz	1.4 kg 49 oz
HA42	75 m, 245 ft	30 m, 100 ft	0	0	0	0	0.2 kg 7 oz	0.4 kg 14 oz	0.5 kg 18 oz	0.7 kg 25 oz	0.9 kg 32 oz	1.0 kg 35 oz	1.1 kg 39 oz	1.2 kg 42 oz	1.4 kg 49 oz	1.5 kg 53 oz	1.7 kg 60 oz	1.9 kg 67 oz	2.0 kg 71 oz	2.2 kg 78 oz	2.3 kg 81 oz	2.4 kg 85 oz

PART LOAD CAPACITY CHART

PLA-A24EA7
PUZ-HA24NHA1
1) COOLING

Rated
 Q(Btu/h): 24,000
 W: 1,710

Indoor W.B. Outdoor D.B. (°F) (°C)			71°F / 21.7°C						67°F / 19.4°C						63°F / 17.2°C					
			Max	Rated	75%	50%	25%	Min	Max	Rated	75%	50%	25%	Min	Max	Rated	75%	50%	25%	Min
115	46.1	Q(Btu/h)	24,192	24,192	18,144	12,096	-	10,080	22,320	22,320	16,740	11,160	-	9,300	20,952	20,952	15,714	10,476	-	8,730
		W	2,086	2,086	1,565	1,043	-	854	2,018	2,018	1,513	1,009	-	826	1,967	1,967	1,475	983	-	805
110	43.3	Q(Btu/h)	25,416	25,416	19,062	12,708	-	10,590	23,544	23,544	17,658	11,772	-	9,810	22,176	22,176	16,632	11,088	-	9,240
		W	1,980	1,980	1,485	990	-	811	1,912	1,912	1,434	956	-	783	1,860	1,860	1,395	930	-	762
105	40.6	Q(Btu/h)	25,944	25,944	19,458	12,972	-	10,810	24,072	24,072	18,054	12,036	-	10,030	22,704	22,704	17,028	11,352	-	9,460
		W	1,913	1,913	1,435	957	-	783	1,845	1,845	1,384	923	-	755	1,794	1,794	1,345	897	-	734
100	37.8	Q(Btu/h)	26,640	26,640	19,980	13,320	-	11,100	24,768	24,768	18,576	12,384	-	10,320	23,400	23,400	17,550	11,700	-	9,750
		W	1,821	1,821	1,366	911	-	746	1,753	1,753	1,315	876	-	718	1,701	1,701	1,276	851	-	697
95	35.0	Q(Btu/h)	27,216	27,216	20,412	13,608	-	11,340	25,344	25,344	19,008	12,672	-	10,560	23,976	23,976	17,982	11,988	-	9,990
		W	1,748	1,748	1,311	874	-	715	1,679	1,679	1,259	840	-	687	1,628	1,628	1,221	814	-	666
90	32.2	Q(Btu/h)	27,600	27,600	20,700	13,800	-	11,500	25,728	25,728	19,296	12,864	-	10,720	24,360	24,360	18,270	12,180	-	10,150
		W	1,693	1,693	1,270	846	-	693	1,625	1,625	1,218	812	-	665	1,573	1,573	1,180	787	-	644
85	29.4	Q(Btu/h)	27,888	27,888	20,916	13,944	-	11,620	26,016	26,016	19,512	13,008	-	10,840	24,648	24,648	18,486	12,324	-	10,270
		W	1,642	1,642	1,231	821	-	672	1,573	1,573	1,180	787	-	644	1,522	1,522	1,141	761	-	623
80	26.7	Q(Btu/h)	28,320	28,320	21,240	14,160	-	11,800	26,448	26,448	19,836	13,224	-	11,020	25,080	25,080	18,810	12,540	-	10,450
		W	1,587	1,587	1,190	793	-	650	1,518	1,518	1,139	759	-	622	1,467	1,467	1,100	734	-	601
75	23.9	Q(Btu/h)	28,632	28,632	21,474	14,316	-	11,930	26,760	26,760	20,070	13,380	-	11,150	25,392	25,392	19,044	12,696	-	10,580
		W	1,539	1,539	1,154	770	-	630	1,471	1,471	1,103	735	-	602	1,419	1,419	1,064	710	-	581
70	21.1	Q(Btu/h)	28,800	28,800	21,600	14,400	-	12,000	26,928	26,928	20,196	13,464	-	11,220	25,560	25,560	19,170	12,780	-	10,650
		W	1,501	1,501	1,126	751	-	615	1,433	1,433	1,075	716	-	587	1,382	1,382	1,036	691	-	566
67	19.4	Q(Btu/h)	28,992	28,992	21,744	14,496	-	12,080	27,120	27,120	20,340	13,560	-	11,300	25,752	25,752	19,314	12,876	-	10,730
		W	1,474	1,474	1,106	737	-	603	1,406	1,406	1,054	703	-	575	1,354	1,354	1,016	677	-	554

PLA-A24EA7
PUZ-HA24NHA1
2) HEATING

Rated
 Q(Btu/h): 26,000
 W: 1,700

Indoor D.B.			77°F / 25.0°C							68°F / 20.0°C							59°F / 15.0°C						
Outdoor W.B.			Max	Rated	75%	50%	25%	Min	Max	Rated	75%	50%	25%	Min	Max	Rated	75%	50%	25%	Min			
(°F)	(°C)																						
65	18.3	Q(Btu/h)	35,736	33,184	24,888	16,592	-	12,763	36,772	34,146	25,609	17,073	-	13,133	37,948	35,238	26,428	17,619	-	13,553			
		W	2,489	2,227	1,670	1,114	-	668	2,318	2,091	1,568	1,046	-	627	2,185	1,955	1,466	978	-	587			
60	15.6	Q(Btu/h)	33,740	31,330	23,498	15,665	-	12,050	34,776	32,292	24,219	16,146	-	12,420	35,952	33,384	25,038	16,692	-	12,840			
		W	2,394	2,142	1,607	1,071	-	643	2,223	2,006	1,505	1,003	-	602	2,090	1,870	1,403	935	-	561			
55	12.8	Q(Btu/h)	31,500	29,250	21,938	14,625	-	11,250	32,536	30,212	22,659	15,106	-	11,620	33,712	31,304	23,478	15,652	-	12,040			
		W	2,299	2,074	1,556	1,037	-	622	2,128	1,938	1,454	969	-	581	1,995	1,802	1,352	901	-	541			
50	10.0	Q(Btu/h)	29,624	27,508	20,631	13,754	-	10,580	30,660	28,470	21,353	14,235	-	10,950	31,836	29,562	22,172	14,781	-	11,370			
		W	2,204	1,981	1,485	990	-	594	2,033	1,845	1,383	922	-	553	1,900	1,709	1,281	854	-	513			
45	7.2	Q(Btu/h)	25,610	25,480	19,110	12,740	-	9,800	26,650	26,442	19,832	13,221	-	10,170	27,690	27,534	20,651	13,767	-	10,590			
		W	2,109	1,870	1,403	935	-	561	1,938	1,734	1,301	867	-	520	1,805	1,598	1,199	799	-	479			
40	4.4	Q(Btu/h)	24,960	21,320	15,990	10,660	-	8,200	26,000	22,282	16,712	11,141	-	8,570	27,040	23,374	17,531	11,687	-	8,990			
		W	2,052	1,717	1,288	859	-	515	1,881	1,615	1,211	808	-	485	1,748	1,496	1,122	748	-	449			
35	1.7	Q(Btu/h)	24,960	18,460	13,845	9,230	-	7,100	26,000	20,540	15,405	10,270	-	7,900	27,040	21,840	16,380	10,920	-	8,400			
		W	2,702	1,618	1,214	809	-	486	2,577	1,516	1,137	758	-	455	2,411	1,397	1,048	699	-	419			
30	-1.1	Q(Btu/h)	24,960	17,680	13,260	8,840	-	6,800	26,000	18,616	13,962	9,308	-	7,160	27,040	19,396	14,547	9,698	-	7,460			
		W	3,180	1,476	1,107	738	-	443	3,055	1,374	1,030	687	-	412	2,889	1,255	941	627	-	376			
25	-3.9	Q(Btu/h)	24,960	16,900	12,675	8,450	-	6,500	26,000	17,836	13,377	8,918	-	6,860	27,040	18,616	13,962	9,308	-	7,160			
		W	3,450	1,284	963	642	-	385	3,325	1,182	886	591	-	354	3,159	1,063	797	531	-	319			
20	-6.7	Q(Btu/h)	24,960	16,120	12,090	8,060	-	6,200	26,000	17,056	12,792	8,528	-	6,560	27,040	17,836	13,377	8,918	-	6,860			
		W	3,637	1,258	944	629	-	377	3,512	1,156	867	578	-	347	3,346	1,037	778	519	-	311			
15	-9.4	Q(Btu/h)	24,960	15,730	11,798	7,865	-	6,050	26,000	16,666	12,500	8,333	-	6,410	27,040	17,446	13,085	8,723	-	6,710			
		W	3,803	1,199	899	599	-	360	3,678	1,097	822	548	-	329	3,512	978	733	489	-	293			
10	-12.2	Q(Btu/h)	24,960	15,132	11,349	7,566	-	5,820	26,000	16,068	12,051	8,034	-	6,180	27,040	16,848	12,636	8,424	-	6,480			
		W	3,907	1,108	831	554	-	333	3,782	1,006	755	503	-	302	3,616	887	666	444	-	266			
5	-15.0	Q(Btu/h)	24,960	14,807	11,105	7,404	-	5,695	26,000	15,743	11,807	7,872	-	6,055	27,040	16,523	12,392	8,262	-	6,355			
		W	3,990	1,104	828	552	-	331	3,865	1,002	752	501	-	301	3,699	883	663	442	-	265			
0	-17.8	Q(Btu/h)	23,530	14,560	10,920	7,280	-	5,600	24,570	15,496	11,622	7,748	-	5,960	25,610	16,276	12,207	8,138	-	6,260			
		W	4,032	1,107	830	554	-	332	3,907	1,005	754	503	-	302	3,741	886	665	443	-	266			
-4	-20.0	Q(Btu/h)	22,334	14,404	10,803	7,202	-	5,540	23,374	15,340	11,505	7,670	-	5,900	24,414	16,120	12,090	8,060	-	6,200			
		W	4,052	1,096	822	548	-	329	3,928	994	745	497	-	298	3,761	875	656	437	-	262			
-13	-25.0	Q(Btu/h)	19,760	14,268	10,701	7,134	-	5,488	20,800	15,204	11,403	7,602	-	5,848	21,840	15,984	11,988	7,992	-	6,148			
		W	4,073	1,079	809	539	-	324	3,948	977	732	488	-	293	3,782	858	643	429	-	257			

PLA-A30EA7
PUZ-HA30NKA
1) COOLING

Rated
 Q(Btu/h): 30,000
 W: 2,120

Indoor W.B. Outdoor D.B. (°F) (°C)			71°F / 21.7°C							67°F / 19.4°C					63°F / 17.2°C					
			Max	Rated	75%	50%	25%	Min	Max	Rated	75%	50%	25%	Min	Max	Rated	75%	50%	25%	Min
115	46.1	Q(Btu/h)	30,240	30,240	22,680	15,120	-	14,717	27,900	27,900	20,925	13,950	-	13,578	26,190	26,190	19,643	13,095	-	12,746
		W	2,586	2,586	1,940	1,293	-	1,110	2,502	2,502	1,876	1,251	-	1,074	2,438	2,438	1,829	1,219	-	1,047
110	43.3	Q(Btu/h)	31,770	31,770	23,828	15,885	-	15,461	29,430	29,430	22,073	14,715	-	14,323	27,720	27,720	20,790	13,860	-	13,490
		W	2,455	2,455	1,841	1,227	-	1,054	2,370	2,370	1,778	1,185	-	1,017	2,307	2,307	1,730	1,153	-	990
105	40.6	Q(Btu/h)	32,430	32,430	24,323	16,215	-	15,783	30,090	30,090	22,568	15,045	-	14,644	28,380	28,380	21,285	14,190	-	13,812
		W	2,372	2,372	1,779	1,186	-	1,018	2,287	2,287	1,716	1,144	-	982	2,224	2,224	1,668	1,112	-	955
100	37.8	Q(Btu/h)	33,300	33,300	24,975	16,650	-	16,206	30,960	30,960	23,220	15,480	-	15,067	29,250	29,250	21,938	14,625	-	14,235
		W	2,258	2,258	1,693	1,129	-	969	2,173	2,173	1,630	1,087	-	933	2,109	2,109	1,582	1,055	-	905
95	35.0	Q(Btu/h)	34,020	34,020	25,515	17,010	-	16,556	31,680	31,680	23,760	15,840	-	15,418	29,970	29,970	22,478	14,985	-	14,585
		W	2,167	2,167	1,625	1,083	-	930	2,082	2,082	1,561	1,041	-	894	2,018	2,018	1,514	1,009	-	866
90	32.2	Q(Btu/h)	34,500	34,500	25,875	17,250	-	16,790	32,160	32,160	24,120	16,080	-	15,651	30,450	30,450	22,838	15,225	-	14,819
		W	2,099	2,099	1,574	1,049	-	901	2,014	2,014	1,511	1,007	-	865	1,950	1,950	1,463	975	-	837
85	29.4	Q(Btu/h)	34,860	34,860	26,145	17,430	-	16,965	32,520	32,520	24,390	16,260	-	15,826	30,810	30,810	23,108	15,405	-	14,994
		W	2,035	2,035	1,526	1,018	-	874	1,950	1,950	1,463	975	-	837	1,887	1,887	1,415	943	-	810
80	26.7	Q(Btu/h)	35,400	35,400	26,550	17,700	-	17,228	33,060	33,060	24,795	16,530	-	16,089	31,350	31,350	23,513	15,675	-	15,257
		W	1,967	1,967	1,476	984	-	844	1,883	1,883	1,412	941	-	808	1,819	1,819	1,364	909	-	781
75	23.9	Q(Btu/h)	35,790	35,790	26,843	17,895	-	17,418	33,450	33,450	25,088	16,725	-	16,279	31,740	31,740	23,805	15,870	-	15,447
		W	1,908	1,908	1,431	954	-	819	1,823	1,823	1,367	912	-	783	1,760	1,760	1,320	880	-	755
70	21.1	Q(Btu/h)	36,000	36,000	27,000	18,000	-	17,520	33,660	33,660	25,245	16,830	-	16,381	31,950	31,950	23,963	15,975	-	15,549
		W	1,861	1,861	1,396	931	-	799	1,777	1,777	1,332	888	-	763	1,713	1,713	1,285	856	-	735
67	19.4	Q(Btu/h)	36,240	36,240	27,180	18,120	-	17,637	33,900	33,900	25,425	16,950	-	16,498	32,190	32,190	24,143	16,095	-	15,666
		W	1,827	1,827	1,371	914	-	784	1,743	1,743	1,307	871	-	748	1,679	1,679	1,259	840	-	721

PLA-A30EA7
PUZ-HA30NKA
2) HEATING

Rated
Q(Btu/h): 32,000
W: 2,260

Indoor D.B.			77°F / 25.0°C							68°F / 20.0°C							59°F / 15.0°C						
Outdoor W.B.			Max	Rated	75%	50%	25%	Min	Max	Rated	75%	50%	25%	Min	Max	Rated	75%	50%	25%	Min			
(°F)	(°C)																						
65	18.3	Q(Btu/h)	43,394	40,842	30,631	20,421	-	18,123	44,652	42,026	31,519	21,013	-	18,649	46,080	43,370	32,527	21,685	-	19,245			
		W	3,288	2,961	2,220	1,480	-	1,087	3,062	2,780	2,085	1,390	-	1,021	2,887	2,599	1,949	1,300	-	955			
60	15.6	Q(Btu/h)	40,970	38,560	28,920	19,280	-	17,111	42,228	39,744	29,808	19,872	-	17,636	43,656	41,088	30,816	20,544	-	18,233			
		W	3,163	2,848	2,136	1,424	-	1,046	2,937	2,667	2,000	1,333	-	979	2,761	2,486	1,865	1,243	-	913			
55	12.8	Q(Btu/h)	38,250	36,000	27,000	18,000	-	15,975	39,508	37,184	27,888	18,592	-	16,500	40,936	38,528	28,896	19,264	-	17,097			
		W	3,037	2,757	2,068	1,379	-	1,013	2,811	2,576	1,932	1,288	-	946	2,636	2,396	1,797	1,198	-	880			
50	10.0	Q(Btu/h)	35,972	33,856	25,392	16,928	-	15,024	37,230	35,040	26,280	17,520	-	15,549	38,658	36,384	27,288	18,192	-	16,145			
		W	2,912	2,633	1,975	1,316	-	967	2,686	2,452	1,839	1,226	-	901	2,510	2,271	1,703	1,136	-	834			
45	7.2	Q(Btu/h)	31,520	31,360	23,520	15,680	-	13,916	32,800	32,544	24,408	16,272	-	14,441	34,080	33,888	25,416	16,944	-	15,038			
		W	2,786	2,486	1,865	1,243	-	913	2,560	2,305	1,729	1,153	-	847	2,385	2,124	1,593	1,062	-	780			
40	4.4	Q(Btu/h)	30,720	26,240	19,680	13,120	-	11,644	32,000	27,424	20,568	13,712	-	12,169	33,280	28,768	21,576	14,384	-	12,766			
		W	2,711	2,283	1,712	1,141	-	838	2,485	2,147	1,610	1,074	-	789	2,309	1,989	1,492	994	-	730			
35	1.7	Q(Btu/h)	30,720	22,720	17,040	11,360	-	10,082	32,000	25,280	18,960	12,640	-	11,218	33,280	26,880	20,160	13,440	-	11,928			
		W	3,229	2,152	1,614	1,076	-	790	3,080	2,016	1,512	1,008	-	740	2,881	1,858	1,393	929	-	682			
30	-1.1	Q(Btu/h)	30,720	21,760	16,320	10,880	-	9,656	32,000	22,912	17,184	11,456	-	10,167	33,280	23,872	17,904	11,936	-	10,593			
		W	3,800	1,962	1,471	981	-	720	3,651	1,826	1,370	913	-	671	3,453	1,668	1,251	834	-	613			
25	-3.9	Q(Btu/h)	30,720	20,800	15,600	10,400	-	9,230	32,000	21,952	16,464	10,976	-	9,741	33,280	22,912	17,184	11,456	-	10,167			
		W	4,123	1,706	1,280	853	-	627	3,974	1,571	1,178	785	-	577	3,775	1,413	1,059	706	-	519			
20	-6.7	Q(Btu/h)	30,720	19,840	14,880	9,920	-	8,804	32,000	20,992	15,744	10,496	-	9,315	33,280	21,952	16,464	10,976	-	9,741			
		W	4,347	1,672	1,254	836	-	614	4,198	1,537	1,153	768	-	564	3,999	1,379	1,034	689	-	506			
15	-9.4	Q(Btu/h)	30,720	19,360	14,520	9,680	-	8,591	32,000	20,512	15,384	10,256	-	9,102	33,280	21,472	16,104	10,736	-	9,528			
		W	4,545	1,593	1,195	797	-	585	4,396	1,458	1,093	729	-	535	4,198	1,300	975	650	-	477			
10	-12.2	Q(Btu/h)	30,720	18,624	13,968	9,312	-	8,264	32,000	19,776	14,832	9,888	-	8,776	33,280	20,736	15,552	10,368	-	9,202			
		W	4,670	1,474	1,105	737	-	541	4,521	1,338	1,003	669	-	491	4,322	1,180	885	590	-	433			
5	-15.0	Q(Btu/h)	30,720	18,224	13,668	9,112	-	8,087	32,000	19,376	14,532	9,688	-	8,598	33,280	20,336	15,252	10,168	-	9,024			
		W	4,769	1,468	1,101	734	-	539	4,620	1,333	1,000	666	-	489	4,421	1,175	881	587	-	431			
0	-17.8	Q(Btu/h)	28,960	17,920	13,440	8,960	-	7,952	30,240	19,072	14,304	9,536	-	8,463	31,520	20,032	15,024	10,016	-	8,889			
		W	4,819	1,472	1,104	736	-	540	4,670	1,336	1,002	668	-	491	4,471	1,178	883	589	-	433			
-4	-20.0	Q(Btu/h)	27,488	17,728	13,296	8,864	-	7,867	28,768	18,880	14,160	9,440	-	8,378	30,048	19,840	14,880	9,920	-	8,804			
		W	4,844	1,457	1,093	728	-	535	4,694	1,321	991	661	-	485	4,496	1,163	872	582	-	427			
-13	-25.0	Q(Btu/h)	24,320	17,561	13,171	8,780	-	7,793	25,600	18,713	14,035	9,356	-	8,304	26,880	19,673	14,755	9,836	-	8,730			
		W	4,868	1,434	1,075	717	-	527	4,719	1,298	974	649	-	477	4,521	1,140	855	570	-	419			

PLA-A36EA7
PUZ-HA36NKA
1) COOLING

Rated
 Q(Btu/h): 36,000
 W: 2,750

Indoor W.B. Outdoor D.B. (°F) (°C)	71°F / 21.7°C							67°F / 19.4°C							63°F / 17.2°C						
	Max	Rated	75%	50%	25%	Min		Max	Rated	75%	50%	25%	Min		Max	Rated	75%	50%	25%	Min	
115 46.1 Q(Btu/h)	36,288	36,288	27,216	18,144	-	14,918		33,480	33,480	25,110	16,740	-	13,764		31,428	31,428	23,571	15,714	-	12,920	
W	3,355	3,355	2,516	1,678	-	1,110		3,245	3,245	2,434	1,623	-	1,074		3,163	3,163	2,372	1,581	-	1,047	
110 43.3 Q(Btu/h)	38,124	38,124	28,593	19,062	-	15,673		35,316	35,316	26,487	17,658	-	14,519		33,264	33,264	24,948	16,632	-	13,675	
W	3,185	3,185	2,388	1,592	-	1,054		3,075	3,075	2,306	1,537	-	1,017		2,992	2,992	2,244	1,496	-	990	
105 40.6 Q(Btu/h)	38,916	38,916	29,187	19,458	-	15,999		36,108	36,108	27,081	18,054	-	14,844		34,056	34,056	25,542	17,028	-	14,001	
W	3,077	3,077	2,308	1,539	-	1,018		2,967	2,967	2,225	1,484	-	982		2,885	2,885	2,164	1,442	-	955	
100 37.8 Q(Btu/h)	39,960	39,960	29,970	19,980	-	16,428		37,152	37,152	27,864	18,576	-	15,274		35,100	35,100	26,325	17,550	-	14,430	
W	2,929	2,929	2,197	1,464	-	969		2,819	2,819	2,114	1,409	-	933		2,736	2,736	2,052	1,368	-	905	
95 35.0 Q(Btu/h)	40,824	40,824	30,618	20,412	-	16,783		38,016	38,016	28,512	19,008	-	15,629		35,964	35,964	26,973	17,982	-	14,785	
W	2,811	2,811	2,108	1,405	-	930		2,701	2,701	2,025	1,350	-	894		2,618	2,618	1,964	1,309	-	866	
90 32.2 Q(Btu/h)	41,400	41,400	31,050	20,700	-	17,020		38,592	38,592	28,944	19,296	-	15,866		36,540	36,540	27,405	18,270	-	15,022	
W	2,723	2,723	2,042	1,361	-	901		2,613	2,613	1,959	1,306	-	865		2,530	2,530	1,898	1,265	-	837	
85 29.4 Q(Btu/h)	41,832	41,832	31,374	20,916	-	17,198		39,024	39,024	29,268	19,512	-	16,043		36,972	36,972	27,729	18,486	-	15,200	
W	2,640	2,640	1,980	1,320	-	874		2,530	2,530	1,898	1,265	-	837		2,448	2,448	1,836	1,224	-	810	
80 26.7 Q(Btu/h)	42,480	42,480	31,860	21,240	-	17,464		39,672	39,672	29,754	19,836	-	16,310		37,620	37,620	28,215	18,810	-	15,466	
W	2,552	2,552	1,914	1,276	-	844		2,442	2,442	1,832	1,221	-	808		2,360	2,360	1,770	1,180	-	781	
75 23.9 Q(Btu/h)	42,948	42,948	32,211	21,474	-	17,656		40,140	40,140	30,105	20,070	-	16,502		38,088	38,088	28,566	19,044	-	15,658	
W	2,475	2,475	1,856	1,238	-	819		2,365	2,365	1,774	1,183	-	783		2,283	2,283	1,712	1,141	-	755	
70 21.1 Q(Btu/h)	43,200	43,200	32,400	21,600	-	17,760		40,392	40,392	30,294	20,196	-	16,606		38,340	38,340	28,755	19,170	-	15,762	
W	2,415	2,415	1,811	1,207	-	799		2,305	2,305	1,728	1,152	-	763		2,222	2,222	1,667	1,111	-	735	
67 19.4 Q(Btu/h)	43,488	43,488	32,616	21,744	-	17,878		40,680	40,680	30,510	20,340	-	16,724		38,628	38,628	28,971	19,314	-	15,880	
W	2,371	2,371	1,778	1,185	-	784		2,261	2,261	1,695	1,130	-	748		2,178	2,178	1,634	1,089	-	721	

PLA-A36EA7
PUZ-HA36NKA
2) HEATING

Rated
Q(Btu/h): 38,000
W: 2,650

Indoor D.B.			77°F / 25.0°C							68°F / 20.0°C							59°F / 15.0°C						
Outdoor W.B.			Max	Rated	75%	50%	25%	Min	Max	Rated	75%	50%	25%	Min	Max	Rated	75%	50%	25%	Min			
(°F)	(°C)	Q(Btu/h)																					
65	18.3	Q(Btu/h)	51,052	48,499	36,375	24,250	-	21,314	52,532	49,905	37,429	24,953	-	21,932	54,212	51,501	38,626	25,751	-	22,634			
		W	3,773	3,472	2,604	1,736	-	1,264	3,514	3,260	2,445	1,630	-	1,187	3,312	3,048	2,286	1,524	-	1,110			
60	15.6	Q(Btu/h)	48,200	45,790	34,343	22,895	-	20,124	49,680	47,196	35,397	23,598	-	20,741	51,360	48,792	36,594	24,396	-	21,443			
		W	3,629	3,339	2,504	1,670	-	1,216	3,370	3,127	2,345	1,564	-	1,139	3,168	2,915	2,186	1,458	-	1,062			
55	12.8	Q(Btu/h)	45,000	42,750	32,063	21,375	-	18,788	46,480	44,156	33,117	22,078	-	19,405	48,160	45,752	34,314	22,876	-	20,107			
		W	3,485	3,233	2,425	1,617	-	1,177	3,226	3,021	2,266	1,511	-	1,100	3,024	2,809	2,107	1,405	-	1,023			
50	10.0	Q(Btu/h)	42,320	40,204	30,153	20,102	-	17,669	43,800	41,610	31,208	20,805	-	18,287	45,480	43,206	32,405	21,603	-	18,988			
		W	3,341	3,087	2,315	1,544	-	1,124	3,082	2,875	2,156	1,438	-	1,047	2,880	2,663	1,997	1,332	-	970			
45	7.2	Q(Btu/h)	37,430	37,240	27,930	18,620	-	16,366	38,950	38,646	28,985	19,323	-	16,984	40,470	40,242	30,182	20,121	-	17,685			
		W	3,197	2,915	2,186	1,458	-	1,062	2,938	2,703	2,027	1,352	-	984	2,736	2,491	1,868	1,246	-	907			
40	4.4	Q(Btu/h)	36,480	31,160	23,370	15,580	-	13,694	38,000	32,566	24,425	16,283	-	14,312	39,520	34,162	25,622	17,081	-	15,013			
		W	3,110	2,677	2,007	1,338	-	975	2,851	2,518	1,888	1,259	-	917	2,650	2,332	1,749	1,166	-	849			
35	1.7	Q(Btu/h)	36,480	26,980	20,235	13,490	-	11,857	38,000	30,020	22,515	15,010	-	13,193	39,520	31,920	23,940	15,960	-	14,028			
		W	3,705	2,523	1,892	1,261	-	919	3,534	2,364	1,773	1,182	-	861	3,306	2,178	1,634	1,089	-	793			
30	-1.1	Q(Btu/h)	36,480	25,840	19,380	12,920	-	11,356	38,000	27,208	20,406	13,604	-	11,957	39,520	28,348	21,261	14,174	-	12,458			
		W	4,361	2,300	1,725	1,150	-	838	4,190	2,141	1,606	1,071	-	780	3,962	1,956	1,467	978	-	712			
25	-3.9	Q(Btu/h)	36,480	24,700	18,525	12,350	-	10,855	38,000	26,068	19,551	13,034	-	11,456	39,520	27,208	20,406	13,604	-	11,957			
		W	4,731	2,001	1,501	1,000	-	729	4,560	1,842	1,381	921	-	671	4,332	1,656	1,242	828	-	603			
20	-6.7	Q(Btu/h)	36,480	23,560	17,670	11,780	-	10,354	38,000	24,928	18,696	12,464	-	10,955	39,520	26,068	19,551	13,034	-	11,456			
		W	4,988	1,961	1,471	981	-	714	4,817	1,802	1,352	901	-	656	4,589	1,617	1,212	808	-	589			
15	-9.4	Q(Btu/h)	36,480	22,990	17,243	11,495	-	10,104	38,000	24,358	18,269	12,179	-	10,705	39,520	25,498	19,124	12,749	-	11,206			
		W	5,216	1,868	1,401	934	-	680	5,045	1,709	1,282	855	-	622	4,817	1,524	1,143	762	-	555			
10	-12.2	Q(Btu/h)	36,480	22,116	16,587	11,058	-	9,719	38,000	23,484	17,613	11,742	-	10,321	39,520	24,624	18,468	12,312	-	10,822			
		W	5,358	1,728	1,296	864	-	629	5,187	1,569	1,177	784	-	571	4,959	1,383	1,037	692	-	504			
5	-15.0	Q(Btu/h)	36,480	21,641	16,231	10,821	-	9,511	38,000	23,009	17,257	11,505	-	10,112	39,520	24,149	18,112	12,075	-	10,613			
		W	5,472	1,722	1,291	861	-	627	5,301	1,563	1,172	781	-	569	5,073	1,377	1,033	689	-	502			
0	-17.8	Q(Btu/h)	34,390	21,280	15,960	10,640	-	9,352	35,910	22,648	16,986	11,324	-	9,953	37,430	23,788	17,841	11,894	-	10,454			
		W	5,529	1,726	1,294	863	-	628	5,358	1,567	1,175	783	-	571	5,130	1,381	1,036	691	-	503			
-4	-20.0	Q(Btu/h)	32,642	21,052	15,789	10,526	-	9,252	34,162	22,420	16,815	11,210	-	9,853	35,682	23,560	17,670	11,780	-	10,354			
		W	5,558	1,708	1,281	854	-	622	5,387	1,549	1,162	775	-	564	5,159	1,364	1,023	682	-	497			
-13	-25.0	Q(Btu/h)	28,880	20,853	15,640	10,427	-	9,164	30,400	22,221	16,666	11,111	-	9,766	31,920	23,361	17,521	11,681	-	10,267			
		W	5,586	1,681	1,261	841	-	612	5,415	1,522	1,142	761	-	554	5,187	1,337	1,003	668	-	487			

PLA-A42EA7
PUZ-HA42NKA1
1) COOLING

Rated
 Q(Btu/h): 42,000
 W: 3,920

Indoor W.B. Outdoor D.B. (°F) (°C)	71°F / 21.7°C							67°F / 19.4°C							63°F / 17.2°C						
	Max	Rated	75%	50%	25%	Min		Max	Rated	75%	50%	25%	Min		Max	Rated	75%	50%	25%	Min	
115 46.1 Q(Btu/h)	42,336	42,336	31,752	21,168	-	18,950		39,060	39,060	29,295	19,530	-	17,484		36,666	36,666	27,500	18,333	-	16,412	
W	4,782	4,782	3,587	2,391	-	1,793		4,626	4,626	3,469	2,313	-	1,735		4,508	4,508	3,381	2,254	-	1,691	
110 43.3 Q(Btu/h)	44,478	44,478	33,359	22,239	-	19,909		41,202	41,202	30,902	20,601	-	18,443		38,808	38,808	29,106	19,404	-	17,371	
W	4,539	4,539	3,405	2,270	-	1,702		4,383	4,383	3,287	2,191	-	1,643		4,265	4,265	3,199	2,132	-	1,599	
105 40.6 Q(Btu/h)	45,402	45,402	34,052	22,701	-	20,323		42,126	42,126	31,595	21,063	-	18,856		39,732	39,732	29,799	19,866	-	17,785	
W	4,386	4,386	3,290	2,193	-	1,645		4,230	4,230	3,172	2,115	-	1,586		4,112	4,112	3,084	2,056	-	1,542	
100 37.8 Q(Btu/h)	46,620	46,620	34,965	23,310	-	20,868		43,344	43,344	32,508	21,672	-	19,402		40,950	40,950	30,713	20,475	-	18,330	
W	4,175	4,175	3,131	2,087	-	1,566		4,018	4,018	3,014	2,009	-	1,507		3,900	3,900	2,925	1,950	-	1,463	
95 35.0 Q(Btu/h)	47,628	47,628	35,721	23,814	-	21,319		44,352	44,352	33,264	22,176	-	19,853		41,958	41,958	31,469	20,979	-	18,781	
W	4,006	4,006	3,005	2,003	-	1,502		3,849	3,849	2,887	1,925	-	1,444		3,732	3,732	2,799	1,866	-	1,399	
90 32.2 Q(Btu/h)	48,300	48,300	36,225	24,150	-	21,620		45,024	45,024	33,768	22,512	-	20,154		42,630	42,630	31,973	21,315	-	19,082	
W	3,881	3,881	2,911	1,940	-	1,455		3,724	3,724	2,793	1,862	-	1,397		3,606	3,606	2,705	1,803	-	1,352	
85 29.4 Q(Btu/h)	48,804	48,804	36,603	24,402	-	21,846		45,528	45,528	34,146	22,764	-	20,379		43,134	43,134	32,351	21,567	-	19,308	
W	3,763	3,763	2,822	1,882	-	1,411		3,606	3,606	2,705	1,803	-	1,352		3,489	3,489	2,617	1,744	-	1,308	
80 26.7 Q(Btu/h)	49,560	49,560	37,170	24,780	-	22,184		46,284	46,284	34,713	23,142	-	20,718		43,890	43,890	32,918	21,945	-	19,646	
W	3,638	3,638	2,728	1,819	-	1,364		3,481	3,481	2,611	1,740	-	1,305		3,363	3,363	2,523	1,682	-	1,261	
75 23.9 Q(Btu/h)	50,106	50,106	37,580	25,053	-	22,428		46,830	46,830	35,123	23,415	-	20,962		44,436	44,436	33,327	22,218	-	19,890	
W	3,528	3,528	2,646	1,764	-	1,323		3,371	3,371	2,528	1,686	-	1,264		3,254	3,254	2,440	1,627	-	1,220	
70 21.1 Q(Btu/h)	50,400	50,400	37,800	25,200	-	22,560		47,124	47,124	35,343	23,562	-	21,094		44,730	44,730	33,548	22,365	-	20,022	
W	3,442	3,442	2,581	1,721	-	1,291		3,285	3,285	2,464	1,642	-	1,232		3,167	3,167	2,376	1,584	-	1,188	
67 19.4 Q(Btu/h)	50,736	50,736	38,052	25,368	-	22,710		47,460	47,460	35,595	23,730	-	21,244		45,066	45,066	33,800	22,533	-	20,172	
W	3,379	3,379	2,534	1,690	-	1,267		3,222	3,222	2,417	1,611	-	1,208		3,105	3,105	2,328	1,552	-	1,164	

PLA-A42EA7
PUZ-HA42NKA1
2) HEATING

Rated
Q(Btu/h): 48,000
W: 4,210

Indoor D.B.			77°F / 25.0°C							68°F / 20.0°C							59°F / 15.0°C						
Outdoor W.B.			Max	Rated	75%	50%	25%	Min	Max	Rated	75%	50%	25%	Min	Max	Rated	75%	50%	25%	Min			
(°F)	(°C)	Q(Btu/h)																					
65	18.3	Q(Btu/h)	68,920	61,262	45,947	30,631	-	21,697	70,918	63,038	47,279	31,519	-	22,326	73,186	65,054	48,791	32,527	-	23,040			
		W	6,616	5,515	4,136	2,758	-	1,624	6,161	5,178	3,884	2,589	-	1,525	5,808	4,842	3,631	2,421	-	1,426			
60	15.6	Q(Btu/h)	65,070	57,840	43,380	28,920	-	20,485	67,068	59,616	44,712	29,808	-	21,114	69,336	61,632	46,224	30,816	-	21,828			
		W	6,363	5,305	3,978	2,652	-	1,562	5,909	4,968	3,726	2,484	-	1,463	5,555	4,631	3,473	2,316	-	1,364			
55	12.8	Q(Btu/h)	60,750	54,000	40,500	27,000	-	19,125	62,748	55,776	41,832	27,888	-	19,754	65,016	57,792	43,344	28,896	-	20,468			
		W	6,111	5,136	3,852	2,568	-	1,513	5,656	4,799	3,600	2,400	-	1,414	5,303	4,463	3,347	2,231	-	1,314			
50	10.0	Q(Btu/h)	57,132	50,784	38,088	25,392	-	17,986	59,130	52,560	39,420	26,280	-	18,615	61,398	54,576	40,932	27,288	-	19,329			
		W	5,858	4,905	3,678	2,452	-	1,445	5,404	4,568	3,426	2,284	-	1,345	5,050	4,231	3,173	2,116	-	1,246			
45	7.2	Q(Btu/h)	47,280	47,040	35,280	23,520	-	16,660	49,200	48,816	36,612	24,408	-	17,289	51,120	50,832	38,124	25,416	-	18,003			
		W	5,606	4,631	3,473	2,316	-	1,364	5,151	4,294	3,221	2,147	-	1,265	4,798	3,957	2,968	1,979	-	1,166			
40	4.4	Q(Btu/h)	46,080	39,360	29,520	19,680	-	13,940	48,000	41,136	30,852	20,568	-	14,569	49,920	43,152	32,364	21,576	-	15,283			
		W	5,454	4,252	3,189	2,126	-	1,252	5,000	4,000	3,000	2,000	-	1,178	4,646	3,705	2,779	1,852	-	1,091			
35	1.7	Q(Btu/h)	46,080	34,080	25,560	17,040	-	12,070	48,000	37,920	28,440	18,960	-	13,430	49,920	40,320	30,240	20,160	-	14,280			
		W	5,129	4,008	3,006	2,004	-	1,180	4,892	3,755	2,816	1,878	-	1,106	4,577	3,461	2,595	1,730	-	1,019			
30	-1.1	Q(Btu/h)	46,080	32,640	24,480	16,320	-	11,560	48,000	34,368	25,776	17,184	-	12,172	49,920	35,808	26,856	17,904	-	12,682			
		W	6,036	3,654	2,741	1,827	-	1,076	5,800	3,402	2,551	1,701	-	1,002	5,484	3,107	2,330	1,553	-	915			
25	-3.9	Q(Btu/h)	46,080	31,200	23,400	15,600	-	11,050	48,000	32,928	24,696	16,464	-	11,662	49,920	34,368	25,776	17,184	-	12,172			
		W	6,549	3,179	2,384	1,589	-	936	6,313	2,926	2,194	1,463	-	862	5,997	2,631	1,973	1,316	-	775			
20	-6.7	Q(Btu/h)	46,080	29,760	22,320	14,880	-	10,540	48,000	31,488	23,616	15,744	-	11,152	49,920	32,928	24,696	16,464	-	11,662			
		W	6,904	3,115	2,337	1,558	-	918	6,668	2,863	2,147	1,431	-	843	6,352	2,568	1,926	1,284	-	756			
15	-9.4	Q(Btu/h)	46,080	29,040	21,780	14,520	-	10,285	48,000	30,768	23,076	15,384	-	10,897	49,920	32,208	24,156	16,104	-	11,407			
		W	7,220	2,968	2,226	1,484	-	874	6,983	2,715	2,037	1,358	-	800	6,668	2,421	1,816	1,210	-	713			
10	-12.2	Q(Btu/h)	46,080	27,936	20,952	13,968	-	9,894	48,000	29,664	22,248	14,832	-	10,506	49,920	31,104	23,328	15,552	-	11,016			
		W	7,417	2,745	2,059	1,372	-	808	7,180	2,492	1,869	1,246	-	734	6,865	2,198	1,648	1,099	-	647			
5	-15.0	Q(Btu/h)	46,080	27,336	20,502	13,668	-	9,682	48,000	29,064	21,798	14,532	-	10,294	49,920	30,504	22,878	15,252	-	10,804			
		W	7,575	2,735	2,051	1,368	-	806	7,338	2,483	1,862	1,241	-	731	7,023	2,188	1,641	1,094	-	644			
0	-17.8	Q(Btu/h)	43,440	26,880	20,160	13,440	-	9,520	45,360	28,608	21,456	14,304	-	10,132	47,280	30,048	22,536	15,024	-	10,642			
		W	7,654	2,742	2,056	1,371	-	807	7,417	2,489	1,867	1,244	-	733	7,102	2,194	1,646	1,097	-	646			
-4	-20.0	Q(Btu/h)	41,232	26,592	19,944	13,296	-	9,418	43,152	28,320	21,240	14,160	-	10,030	45,072	29,760	22,320	14,880	-	10,540			
		W	7,693	2,714	2,036	1,357	-	799	7,457	2,462	1,846	1,231	-	725	7,141	2,167	1,625	1,083	-	638			
-13	-25.0	Q(Btu/h)	36,480	26,341	19,756	13,171	-	9,329	38,400	28,069	21,052	14,035	-	9,941	40,320	29,509	22,132	14,755	-	10,451			
		W	7,733	2,671	2,003	1,336	-	787	7,496	2,418	1,814	1,209	-	712	7,180	2,124	1,593	1,062	-	626			

PKA-A24KA7
PUZ-HA24NHA1
1) COOLING

Rated
 Q(Btu/h): 24,000
 W: 1,900

Indoor W.B. Outdoor D.B. (°F) (°C)			71°F / 21.7°C					67°F / 19.4°C					63°F / 17.2°C							
			Max	Rated	75%	50%	25%	Min	Max	Rated	75%	50%	25%	Min	Max	Rated	75%	50%	25%	Min
115	46.1	Q(Btu/h)	24,192	24,192	18,144	12,096	-	10,080	22,320	22,320	16,740	11,160	-	9,300	20,952	20,952	15,714	10,476	-	8,730
		W	2,318	2,318	1,739	1,159	-	805	2,242	2,242	1,682	1,121	-	779	2,185	2,185	1,639	1,093	-	759
110	43.3	Q(Btu/h)	25,416	25,416	19,062	12,708	-	10,590	23,544	23,544	17,658	11,772	-	9,810	22,176	22,176	16,632	11,088	-	9,240
		W	2,200	2,200	1,650	1,100	-	764	2,124	2,124	1,593	1,062	-	738	2,067	2,067	1,550	1,034	-	718
105	40.6	Q(Btu/h)	25,944	25,944	19,458	12,972	-	10,810	24,072	24,072	18,054	12,036	-	10,030	22,704	22,704	17,028	11,352	-	9,460
		W	2,126	2,126	1,595	1,063	-	739	2,050	2,050	1,538	1,025	-	712	1,993	1,993	1,495	997	-	692
100	37.8	Q(Btu/h)	26,640	26,640	19,980	13,320	-	11,100	24,768	24,768	18,576	12,384	-	10,320	23,400	23,400	17,550	11,700	-	9,750
		W	2,024	2,024	1,518	1,012	-	703	1,948	1,948	1,461	974	-	677	1,891	1,891	1,418	945	-	657
95	35.0	Q(Btu/h)	27,216	27,216	20,412	13,608	-	11,340	25,344	25,344	19,008	12,672	-	10,560	23,976	23,976	17,982	11,988	-	9,990
		W	1,942	1,942	1,456	971	-	675	1,866	1,866	1,399	933	-	648	1,809	1,809	1,357	904	-	628
90	32.2	Q(Btu/h)	27,600	27,600	20,700	13,800	-	11,500	25,728	25,728	19,296	12,864	-	10,720	24,360	24,360	18,270	12,180	-	10,150
		W	1,881	1,881	1,411	941	-	653	1,805	1,805	1,354	903	-	627	1,748	1,748	1,311	874	-	607
85	29.4	Q(Btu/h)	27,888	27,888	20,916	13,944	-	11,620	26,016	26,016	19,512	13,008	-	10,840	24,648	24,648	18,486	12,324	-	10,270
		W	1,824	1,824	1,368	912	-	634	1,748	1,748	1,311	874	-	607	1,691	1,691	1,268	846	-	587
80	26.7	Q(Btu/h)	28,320	28,320	21,240	14,160	-	11,800	26,448	26,448	19,836	13,224	-	11,020	25,080	25,080	18,810	12,540	-	10,450
		W	1,763	1,763	1,322	882	-	612	1,687	1,687	1,265	844	-	586	1,630	1,630	1,223	815	-	566
75	23.9	Q(Btu/h)	28,632	28,632	21,474	14,316	-	11,930	26,760	26,760	20,070	13,380	-	11,150	25,392	25,392	19,044	12,696	-	10,580
		W	1,710	1,710	1,283	855	-	594	1,634	1,634	1,226	817	-	568	1,577	1,577	1,183	789	-	548
70	21.1	Q(Btu/h)	28,800	28,800	21,600	14,400	-	12,000	26,928	26,928	20,196	13,464	-	11,220	25,560	25,560	19,170	12,780	-	10,650
		W	1,668	1,668	1,251	834	-	579	1,592	1,592	1,194	796	-	553	1,535	1,535	1,151	768	-	533
67	19.4	Q(Btu/h)	28,992	28,992	21,744	14,496	-	12,080	27,120	27,120	20,340	13,560	-	11,300	25,752	25,752	19,314	12,876	-	10,730
		W	1,638	1,638	1,228	819	-	569	1,562	1,562	1,171	781	-	543	1,505	1,505	1,129	752	-	523

PKA-A24KA7
PUZ-HA24NHA1
2) HEATING

Rated
 Q(Btu/h): 26,000
 W: 1,920

Indoor D.B.			77°F / 25.0°C							68°F / 20.0°C							59°F / 15.0°C						
Outdoor W.B.			Max	Rated	75%	50%	25%	Min	Max	Rated	75%	50%	25%	Min	Max	Rated	75%	50%	25%	Min			
(°F)	(°C)	Q(Btu/h)																					
65	18.3	Q(Btu/h)	35,736	33,184	24,888	16,592	-	12,763	36,772	34,146	25,609	17,073	-	13,133	37,948	35,238	26,428	17,619	-	13,553			
		W	2,817	2,515	1,886	1,258	-	721	2,623	2,362	1,771	1,181	-	677	2,473	2,208	1,656	1,104	-	633			
60	15.6	Q(Btu/h)	33,740	31,330	23,498	15,665	-	12,050	34,776	32,292	24,219	16,146	-	12,420	35,952	33,384	25,038	16,692	-	12,840			
		W	2,709	2,419	1,814	1,210	-	693	2,516	2,266	1,699	1,133	-	649	2,365	2,112	1,584	1,056	-	605			
55	12.8	Q(Btu/h)	31,500	29,250	21,938	14,625	-	11,250	32,536	30,212	22,659	15,106	-	11,620	33,712	31,304	23,478	15,652	-	12,040			
		W	2,602	2,342	1,757	1,171	-	671	2,408	2,189	1,642	1,094	-	627	2,258	2,035	1,526	1,018	-	583			
50	10.0	Q(Btu/h)	29,624	27,508	20,631	13,754	-	10,580	30,660	28,470	21,353	14,235	-	10,950	31,836	29,562	22,172	14,781	-	11,370			
		W	2,494	2,237	1,678	1,118	-	641	2,301	2,083	1,562	1,042	-	597	2,150	1,930	1,447	965	-	553			
45	7.2	Q(Btu/h)	25,610	25,480	19,110	12,740	-	9,800	26,650	26,442	19,832	13,221	-	10,170	27,690	27,534	20,651	13,767	-	10,590			
		W	2,387	2,112	1,584	1,056	-	605	2,193	1,958	1,469	979	-	561	2,043	1,805	1,354	902	-	517			
40	4.4	Q(Btu/h)	24,960	21,320	15,990	10,660	-	8,200	26,000	22,282	16,712	11,141	-	8,570	27,040	23,374	17,531	11,687	-	8,990			
		W	2,322	1,939	1,454	970	-	556	2,129	1,824	1,368	912	-	523	1,978	1,690	1,267	845	-	484			
35	1.7	Q(Btu/h)	24,960	18,460	13,845	9,230	-	7,100	26,000	20,540	15,405	10,270	-	7,900	27,040	21,840	16,380	10,920	-	8,400			
		W	2,766	1,828	1,371	914	-	524	2,638	1,713	1,284	856	-	491	2,468	1,578	1,184	789	-	452			
30	-1.1	Q(Btu/h)	24,960	17,680	13,260	8,840	-	6,800	26,000	18,616	13,962	9,308	-	7,160	27,040	19,396	14,547	9,698	-	7,460			
		W	3,255	1,667	1,250	833	-	477	3,128	1,551	1,164	776	-	444	2,957	1,417	1,063	708	-	406			
25	-3.9	Q(Btu/h)	24,960	16,900	12,675	8,450	-	6,500	26,000	17,836	13,377	8,918	-	6,860	27,040	18,616	13,962	9,308	-	7,160			
		W	3,532	1,450	1,087	725	-	415	3,404	1,334	1,001	667	-	382	3,234	1,200	900	600	-	344			
20	-6.7	Q(Btu/h)	24,960	16,120	12,090	8,060	-	6,200	26,000	17,056	12,792	8,528	-	6,560	27,040	17,836	13,377	8,918	-	6,860			
		W	3,723	1,421	1,066	710	-	407	3,596	1,306	979	653	-	374	3,425	1,171	878	586	-	336			
15	-9.4	Q(Btu/h)	24,960	15,730	11,798	7,865	-	6,050	26,000	16,666	12,500	8,333	-	6,410	27,040	17,446	13,085	8,723	-	6,710			
		W	3,894	1,354	1,015	677	-	388	3,766	1,238	929	619	-	355	3,596	1,104	828	552	-	316			
10	-12.2	Q(Btu/h)	24,960	15,132	11,349	7,566	-	5,820	26,000	16,068	12,051	8,034	-	6,180	27,040	16,848	12,636	8,424	-	6,480			
		W	4,000	1,252	939	626	-	359	3,872	1,137	852	568	-	326	3,702	1,002	752	501	-	287			
5	-15.0	Q(Btu/h)	24,960	14,807	11,105	7,404	-	5,695	26,000	15,743	11,807	7,872	-	6,055	27,040	16,523	12,392	8,262	-	6,355			
		W	4,085	1,247	936	624	-	357	3,957	1,132	849	566	-	324	3,787	998	748	499	-	286			
0	-17.8	Q(Btu/h)	23,530	14,560	10,920	7,280	-	5,600	24,570	15,496	11,622	7,748	-	5,960	25,610	16,276	12,207	8,138	-	6,260			
		W	4,128	1,250	938	625	-	358	4,000	1,135	851	568	-	325	3,830	1,001	751	500	-	287			
-4	-20.0	Q(Btu/h)	22,334	14,404	10,803	7,202	-	5,540	23,374	15,340	11,505	7,670	-	5,900	24,414	16,120	12,090	8,060	-	6,200			
		W	4,149	1,238	928	619	-	355	4,021	1,123	842	561	-	322	3,851	988	741	494	-	283			
-13	-25.0	Q(Btu/h)	19,760	14,268	10,701	7,134	-	5,488	20,800	15,204	11,403	7,602	-	5,848	21,840	15,984	11,988	7,992	-	6,148			
		W	4,170	1,218	914	609	-	349	4,042	1,103	827	551	-	316	3,872	969	726	484	-	277			

PKA-A30KA7
PUZ-HA30NKA
1) COOLING

Rated
 Q(Btu/h): 30,000
 W: 2,330

Indoor W.B. Outdoor D.B. (°F) (°C)	71°F / 21.7°C						67°F / 19.4°C						63°F / 17.2°C					
	Max	Rated	75%	50%	25%	Min	Max	Rated	75%	50%	25%	Min	Max	Rated	75%	50%	25%	Min
115 46.1 Q(Btu/h)	30,240	30,240	22,680	15,120	-	14,717	27,900	27,900	20,925	13,950	-	13,578	26,190	26,190	19,643	13,095	-	12,746
W	2,843	2,843	2,132	1,421	-	1,171	2,749	2,749	2,062	1,375	-	1,133	2,680	2,680	2,010	1,340	-	1,104
110 43.3 Q(Btu/h)	31,770	31,770	23,828	15,885	-	15,461	29,430	29,430	22,073	14,715	-	14,323	27,720	27,720	20,790	13,860	-	13,490
W	2,698	2,698	2,024	1,349	-	1,112	2,605	2,605	1,954	1,302	-	1,073	2,535	2,535	1,901	1,268	-	1,044
105 40.6 Q(Btu/h)	32,430	32,430	24,323	16,215	-	15,783	30,090	30,090	22,568	15,045	-	14,644	28,380	28,380	21,285	14,190	-	13,812
W	2,607	2,607	1,955	1,304	-	1,074	2,514	2,514	1,886	1,257	-	1,036	2,444	2,444	1,833	1,222	-	1,007
100 37.8 Q(Btu/h)	33,300	33,300	24,975	16,650	-	16,206	30,960	30,960	23,220	15,480	-	15,067	29,250	29,250	21,938	14,625	-	14,235
W	2,481	2,481	1,861	1,241	-	1,022	2,388	2,388	1,791	1,194	-	984	2,318	2,318	1,739	1,159	-	955
95 35.0 Q(Btu/h)	34,020	34,020	25,515	17,010	-	16,556	31,680	31,680	23,760	15,840	-	15,418	29,970	29,970	22,478	14,985	-	14,585
W	2,381	2,381	1,786	1,191	-	981	2,288	2,288	1,716	1,144	-	943	2,218	2,218	1,664	1,109	-	914
90 32.2 Q(Btu/h)	34,500	34,500	25,875	17,250	-	16,790	32,160	32,160	24,120	16,080	-	15,651	30,450	30,450	22,838	15,225	-	14,819
W	2,307	2,307	1,730	1,153	-	950	2,214	2,214	1,660	1,107	-	912	2,144	2,144	1,608	1,072	-	883
85 29.4 Q(Btu/h)	34,860	34,860	26,145	17,430	-	16,965	32,520	32,520	24,390	16,260	-	15,826	30,810	30,810	23,108	15,405	-	14,994
W	2,237	2,237	1,678	1,118	-	922	2,144	2,144	1,608	1,072	-	883	2,074	2,074	1,555	1,037	-	854
80 26.7 Q(Btu/h)	35,400	35,400	26,550	17,700	-	17,228	33,060	33,060	24,795	16,530	-	16,089	31,350	31,350	23,513	15,675	-	15,257
W	2,162	2,162	1,622	1,081	-	891	2,069	2,069	1,552	1,035	-	852	1,999	1,999	1,499	1,000	-	824
75 23.9 Q(Btu/h)	35,790	35,790	26,843	17,895	-	17,418	33,450	33,450	25,088	16,725	-	16,279	31,740	31,740	23,805	15,870	-	15,447
W	2,097	2,097	1,573	1,049	-	864	2,004	2,004	1,503	1,002	-	826	1,934	1,934	1,450	967	-	797
70 21.1 Q(Btu/h)	36,000	36,000	27,000	18,000	-	17,520	33,660	33,660	25,245	16,830	-	16,381	31,950	31,950	23,963	15,975	-	15,549
W	2,046	2,046	1,534	1,023	-	843	1,953	1,953	1,464	976	-	804	1,883	1,883	1,412	941	-	776
67 19.4 Q(Btu/h)	36,240	36,240	27,180	18,120	-	17,637	33,900	33,900	25,425	16,950	-	16,498	32,190	32,190	24,143	16,095	-	15,666
W	2,008	2,008	1,506	1,004	-	828	1,915	1,915	1,436	958	-	789	1,845	1,845	1,384	923	-	760

PKA-A30KA7
PUZ-HA30NKA
2) HEATING

Rated
Q(Btu/h): 32,000
W: 2,770

Indoor D.B.			77°F / 25.0°C					68°F / 20.0°C					59°F / 15.0°C							
Outdoor W.B.			Max	Rated	75%	50%	25%	Min	Max	Rated	75%	50%	25%	Min	Max	Rated	75%	50%	25%	Min
(°F)	(°C)	Q(Btu/h)																		
65	18.3	Q(Btu/h)	43,394	40,842	30,631	20,421	-	18,634	44,652	42,026	31,519	21,013	-	19,174	46,080	43,370	32,527	21,685	-	19,787
		W	4,035	3,629	2,722	1,814	-	1,231	3,758	3,407	2,555	1,704	-	1,156	3,542	3,186	2,389	1,593	-	1,081
60	15.6	Q(Btu/h)	40,970	38,560	28,920	19,280	-	17,593	42,228	39,744	29,808	19,872	-	18,133	43,656	41,088	30,816	20,544	-	18,746
		W	3,881	3,490	2,618	1,745	-	1,184	3,604	3,269	2,451	1,634	-	1,109	3,388	3,047	2,285	1,524	-	1,034
55	12.8	Q(Btu/h)	38,250	36,000	27,000	18,000	-	16,425	39,508	37,184	27,888	18,592	-	16,965	40,936	38,528	28,896	19,264	-	17,578
		W	3,727	3,379	2,535	1,690	-	1,147	3,450	3,158	2,368	1,579	-	1,072	3,234	2,936	2,202	1,468	-	996
50	10.0	Q(Btu/h)	35,972	33,856	25,392	16,928	-	15,447	37,230	35,040	26,280	17,520	-	15,987	38,658	36,384	27,288	18,192	-	16,600
		W	3,573	3,227	2,420	1,614	-	1,095	3,296	3,005	2,254	1,503	-	1,020	3,080	2,784	2,088	1,392	-	945
45	7.2	Q(Btu/h)	31,520	31,360	23,520	15,680	-	14,308	32,800	32,544	24,408	16,272	-	14,848	34,080	33,888	25,416	16,944	-	15,461
		W	3,419	3,047	2,285	1,524	-	1,034	3,142	2,825	2,119	1,413	-	959	2,926	2,604	1,953	1,302	-	884
40	4.4	Q(Btu/h)	30,720	26,240	19,680	13,120	-	11,972	32,000	27,424	20,568	13,712	-	12,512	33,280	28,768	21,576	14,384	-	13,125
		W	3,326	2,798	2,098	1,399	-	949	3,049	2,632	1,974	1,316	-	893	2,834	2,438	1,828	1,219	-	827
35	1.7	Q(Btu/h)	30,720	22,720	17,040	11,360	-	10,366	32,000	25,280	18,960	12,640	-	11,534	33,280	26,880	20,160	13,440	-	12,264
		W	3,545	2,637	1,978	1,319	-	895	3,382	2,471	1,853	1,235	-	838	3,163	2,277	1,708	1,138	-	773
30	-1.1	Q(Btu/h)	30,720	21,760	16,320	10,880	-	9,928	32,000	22,912	17,184	11,456	-	10,454	33,280	23,872	17,904	11,936	-	10,892
		W	4,172	2,404	1,803	1,202	-	816	4,009	2,238	1,679	1,119	-	760	3,791	2,044	1,533	1,022	-	694
25	-3.9	Q(Btu/h)	30,720	20,800	15,600	10,400	-	9,490	32,000	21,952	16,464	10,976	-	10,016	33,280	22,912	17,184	11,456	-	10,454
		W	4,527	2,091	1,569	1,046	-	710	4,363	1,925	1,444	963	-	653	4,145	1,731	1,298	866	-	588
20	-6.7	Q(Btu/h)	30,720	19,840	14,880	9,920	-	9,052	32,000	20,992	15,744	10,496	-	9,578	33,280	21,952	16,464	10,976	-	10,016
		W	4,772	2,050	1,537	1,025	-	696	4,609	1,884	1,413	942	-	639	4,391	1,690	1,267	845	-	573
15	-9.4	Q(Btu/h)	30,720	19,360	14,520	9,680	-	8,833	32,000	20,512	15,384	10,256	-	9,359	33,280	21,472	16,104	10,736	-	9,797
		W	4,991	1,953	1,465	976	-	663	4,827	1,787	1,340	893	-	606	4,609	1,593	1,195	796	-	541
10	-12.2	Q(Btu/h)	30,720	18,624	13,968	9,312	-	8,497	32,000	19,776	14,832	9,888	-	9,023	33,280	20,736	15,552	10,368	-	9,461
		W	5,127	1,806	1,355	903	-	613	4,963	1,640	1,230	820	-	556	4,745	1,446	1,084	723	-	491
5	-15.0	Q(Btu/h)	30,720	18,224	13,668	9,112	-	8,315	32,000	19,376	14,532	9,688	-	8,840	33,280	20,336	15,252	10,168	-	9,278
		W	5,236	1,800	1,350	900	-	611	5,072	1,633	1,225	817	-	554	4,854	1,440	1,080	720	-	489
0	-17.8	Q(Btu/h)	28,960	17,920	13,440	8,960	-	8,176	30,240	19,072	14,304	9,536	-	8,702	31,520	20,032	15,024	10,016	-	9,140
		W	5,291	1,804	1,353	902	-	612	5,127	1,638	1,228	819	-	556	4,909	1,444	1,083	722	-	490
-4	-20.0	Q(Btu/h)	27,488	17,728	13,296	8,864	-	8,088	28,768	18,880	14,160	9,440	-	8,614	30,048	19,840	14,880	9,920	-	9,052
		W	5,318	1,786	1,339	893	-	606	5,154	1,620	1,215	810	-	550	4,936	1,426	1,069	713	-	484
-13	-25.0	Q(Btu/h)	24,320	17,561	13,171	8,780	-	8,012	25,600	18,713	14,035	9,356	-	8,538	26,880	19,673	14,755	9,836	-	8,976
		W	5,345	1,757	1,318	879	-	596	5,181	1,591	1,193	796	-	540	4,963	1,397	1,048	699	-	474

PKA-A36KA7
PUZ-HA36NKA
1) COOLING

Rated
 Q(Btu/h): 33,600
 W: 2,700

Indoor W.B. Outdoor D.B. (°F) (°C)	71°F / 21.7°C							67°F / 19.4°C							63°F / 17.2°C						
	Max	Rated	75%	50%	25%	Min		Max	Rated	75%	50%	25%	Min		Max	Rated	75%	50%	25%	Min	
115 46.1 Q(Btu/h)	36,288	33,869	25,402	16,934	-	14,818		33,480	31,248	23,436	15,624	-	13,671		31,428	29,333	22,000	14,666	-	12,833	
W	3,770	3,294	2,471	1,647	-	1,171		3,646	3,186	2,390	1,593	-	1,133		3,554	3,105	2,329	1,553	-	1,104	
110 43.3 Q(Btu/h)	38,124	35,582	26,687	17,791	-	15,567		35,316	32,962	24,721	16,481	-	14,421		33,264	31,046	23,285	15,523	-	13,583	
W	3,578	3,127	2,345	1,563	-	1,112		3,455	3,019	2,264	1,509	-	1,073		3,362	2,938	2,203	1,469	-	1,044	
105 40.6 Q(Btu/h)	38,916	36,322	27,241	18,161	-	15,891		36,108	33,701	25,276	16,850	-	14,744		34,056	31,786	23,839	15,893	-	13,906	
W	3,458	3,021	2,266	1,511	-	1,074		3,334	2,913	2,185	1,457	-	1,036		3,241	2,832	2,124	1,416	-	1,007	
100 37.8 Q(Btu/h)	39,960	37,296	27,972	18,648	-	16,317		37,152	34,675	26,006	17,338	-	15,170		35,100	32,760	24,570	16,380	-	14,333	
W	3,291	2,876	2,157	1,438	-	1,022		3,167	2,768	2,076	1,384	-	984		3,075	2,687	2,015	1,343	-	955	
95 35.0 Q(Btu/h)	40,824	38,102	28,577	19,051	-	16,670		38,016	35,482	26,611	17,741	-	15,523		35,964	33,566	25,175	16,783	-	14,685	
W	3,158	2,759	2,070	1,380	-	981		3,034	2,651	1,989	1,326	-	943		2,942	2,570	1,928	1,285	-	914	
90 32.2 Q(Btu/h)	41,400	38,640	28,980	19,320	-	16,905		38,592	36,019	27,014	18,010	-	15,758		36,540	34,104	25,578	17,052	-	14,921	
W	3,059	2,673	2,005	1,337	-	950		2,936	2,565	1,924	1,283	-	912		2,843	2,484	1,863	1,242	-	883	
85 29.4 Q(Btu/h)	41,832	39,043	29,282	19,522	-	17,081		39,024	36,422	27,317	18,211	-	15,935		36,972	34,507	25,880	17,254	-	15,097	
W	2,966	2,592	1,944	1,296	-	922		2,843	2,484	1,863	1,242	-	883		2,750	2,403	1,802	1,202	-	854	
80 26.7 Q(Btu/h)	42,480	39,648	29,736	19,824	-	17,346		39,672	37,027	27,770	18,514	-	16,199		37,620	35,112	26,334	17,556	-	15,362	
W	2,868	2,506	1,879	1,253	-	891		2,744	2,398	1,798	1,199	-	852		2,651	2,317	1,737	1,158	-	824	
75 23.9 Q(Btu/h)	42,948	40,085	30,064	20,042	-	17,537		40,140	37,464	28,098	18,732	-	16,391		38,088	35,549	26,662	17,774	-	15,553	
W	2,781	2,430	1,823	1,215	-	864		2,657	2,322	1,742	1,161	-	826		2,565	2,241	1,681	1,121	-	797	
70 21.1 Q(Btu/h)	43,200	40,320	30,240	20,160	-	17,640		40,392	37,699	28,274	18,850	-	16,493		38,340	35,784	26,838	17,892	-	15,656	
W	2,713	2,371	1,778	1,185	-	843		2,589	2,263	1,697	1,131	-	804		2,497	2,182	1,636	1,091	-	776	
67 19.4 Q(Btu/h)	43,488	40,589	30,442	20,294	-	17,758		40,680	37,968	28,476	18,984	-	16,611		38,628	36,053	27,040	18,026	-	15,773	
W	2,664	2,327	1,746	1,164	-	828		2,540	2,219	1,665	1,110	-	789		2,447	2,138	1,604	1,069	-	760	

PKA-A36KA7
PUZ-HA36NKA
2) HEATING

Rated
Q(Btu/h): 38,000
W: 3,340

Indoor D.B.			77°F / 25.0°C					68°F / 20.0°C					59°F / 15.0°C							
Outdoor W.B.			Max	Rated	75%	50%	25%	Min	Max	Rated	75%	50%	25%	Min	Max	Rated	75%	50%	25%	Min
(°F)	(°C)	Q(Btu/h)																		
65	18.3	Q(Btu/h)	51,052	48,499	36,375	24,250	-	19,017	52,532	49,905	37,429	24,953	-	19,568	54,212	51,501	38,626	25,751	-	20,194
		W	4,821	4,375	3,282	2,188	-	1,218	4,490	4,108	3,081	2,054	-	1,144	4,232	3,841	2,881	1,921	-	1,070
60	15.6	Q(Btu/h)	48,200	45,790	34,343	22,895	-	17,955	49,680	47,196	35,397	23,598	-	18,506	51,360	48,792	36,594	24,396	-	19,132
		W	4,637	4,208	3,156	2,104	-	1,172	4,306	3,941	2,956	1,971	-	1,097	4,048	3,674	2,756	1,837	-	1,023
55	12.8	Q(Btu/h)	45,000	42,750	32,063	21,375	-	16,763	46,480	44,156	33,117	22,078	-	17,314	48,160	45,752	34,314	22,876	-	17,940
		W	4,453	4,075	3,056	2,037	-	1,135	4,122	3,808	2,856	1,904	-	1,060	3,864	3,540	2,655	1,770	-	986
50	10.0	Q(Btu/h)	42,320	40,204	30,153	20,102	-	15,764	43,800	41,610	31,208	20,805	-	16,316	45,480	43,206	32,405	21,603	-	16,941
		W	4,269	3,891	2,918	1,946	-	1,083	3,938	3,624	2,718	1,812	-	1,009	3,680	3,357	2,518	1,678	-	935
45	7.2	Q(Btu/h)	37,430	37,240	27,930	18,620	-	14,602	38,950	38,646	28,985	19,323	-	15,153	40,470	40,242	30,182	20,121	-	15,779
		W	4,085	3,674	2,756	1,837	-	1,023	3,754	3,407	2,555	1,703	-	949	3,496	3,140	2,355	1,570	-	874
40	4.4	Q(Btu/h)	36,480	31,160	23,370	15,580	-	12,218	38,000	32,566	24,425	16,283	-	12,769	39,520	34,162	25,622	17,081	-	13,395
		W	3,974	3,373	2,530	1,687	-	939	3,643	3,173	2,380	1,587	-	884	3,386	2,939	2,204	1,470	-	818
35	1.7	Q(Btu/h)	36,480	26,980	20,235	13,490	-	10,579	38,000	30,020	22,515	15,010	-	11,771	39,520	31,920	23,940	15,960	-	12,516
		W	4,236	3,180	2,385	1,590	-	885	4,040	2,979	2,234	1,490	-	830	3,780	2,745	2,059	1,373	-	764
30	-1.1	Q(Btu/h)	36,480	25,840	19,380	12,920	-	10,132	38,000	27,208	20,406	13,604	-	10,668	39,520	28,348	21,261	14,174	-	11,115
		W	4,985	2,899	2,174	1,450	-	807	4,790	2,699	2,024	1,349	-	751	4,529	2,465	1,849	1,232	-	686
25	-3.9	Q(Btu/h)	36,480	24,700	18,525	12,350	-	9,685	38,000	26,068	19,551	13,034	-	10,221	39,520	27,208	20,406	13,604	-	10,668
		W	5,409	2,522	1,891	1,261	-	702	5,213	2,321	1,741	1,161	-	646	4,953	2,088	1,566	1,044	-	581
20	-6.7	Q(Btu/h)	36,480	23,560	17,670	11,780	-	9,238	38,000	24,928	18,696	12,464	-	9,774	39,520	26,068	19,551	13,034	-	10,221
		W	5,702	2,472	1,854	1,236	-	688	5,507	2,271	1,703	1,136	-	632	5,246	2,037	1,528	1,019	-	567
15	-9.4	Q(Btu/h)	36,480	22,990	17,243	11,495	-	9,015	38,000	24,358	18,269	12,179	-	9,551	39,520	25,498	19,124	12,749	-	9,998
		W	5,963	2,355	1,766	1,177	-	656	5,767	2,154	1,616	1,077	-	600	5,507	1,921	1,440	960	-	535
10	-12.2	Q(Btu/h)	36,480	22,116	16,587	11,058	-	8,672	38,000	23,484	17,613	11,742	-	9,208	39,520	24,624	18,468	12,312	-	9,655
		W	6,126	2,178	1,633	1,089	-	606	5,930	1,977	1,483	989	-	551	5,670	1,743	1,308	872	-	485
5	-15.0	Q(Btu/h)	36,480	21,641	16,231	10,821	-	8,486	38,000	23,009	17,257	11,505	-	9,022	39,520	24,149	18,112	12,075	-	9,469
		W	6,256	2,170	1,627	1,085	-	604	6,061	1,970	1,477	985	-	548	5,800	1,736	1,302	868	-	483
0	-17.8	Q(Btu/h)	34,390	21,280	15,960	10,640	-	8,344	35,910	22,648	16,986	11,324	-	8,880	37,430	23,788	17,841	11,894	-	9,327
		W	6,321	2,175	1,631	1,088	-	606	6,126	1,975	1,481	987	-	550	5,865	1,741	1,306	870	-	485
-4	-20.0	Q(Btu/h)	32,642	21,052	15,789	10,526	-	8,255	34,162	22,420	16,815	11,210	-	8,791	35,682	23,560	17,670	11,780	-	9,238
		W	6,354	2,153	1,615	1,077	-	600	6,158	1,953	1,465	976	-	544	5,898	1,719	1,289	860	-	479
-13	-25.0	Q(Btu/h)	28,880	20,853	15,640	10,427	-	8,177	30,400	22,221	16,666	11,111	-	8,713	31,920	23,361	17,521	11,681	-	9,160
		W	6,386	2,119	1,589	1,060	-	590	6,191	1,919	1,439	959	-	534	5,930	1,685	1,264	842	-	469

PCA-A24KA7
PUZ-HA24NHA1
1) COOLING

Rated
 Q(Btu/h): 23,000
 W: 1,840

Indoor W.B. Outdoor D.B. (°F) (°C)	71°F / 21.7°C							67°F / 19.4°C							63°F / 17.2°C						
	Max	Rated	75%	50%	25%	Min		Max	Rated	75%	50%	25%	Min		Max	Rated	75%	50%	25%	Min	
115 46.1 Q(Btu/h)	24,192	23,184	17,388	11,592	-	10,080		22,320	21,390	16,043	10,695	-	9,300		20,952	20,079	15,059	10,040	-	8,730	
W	2,342	2,245	1,684	1,122	-	817		2,266	2,171	1,628	1,086	-	791		2,208	2,116	1,587	1,058	-	771	
110 43.3 Q(Btu/h)	25,416	24,357	18,268	12,179	-	10,590		23,544	22,563	16,922	11,282	-	9,810		22,176	21,252	15,939	10,626	-	9,240	
W	2,223	2,131	1,598	1,065	-	776		2,147	2,057	1,543	1,029	-	749		2,089	2,002	1,501	1,001	-	729	
105 40.6 Q(Btu/h)	25,944	24,863	18,647	12,432	-	10,810		24,072	23,069	17,302	11,535	-	10,030		22,704	21,758	16,319	10,879	-	9,460	
W	2,148	2,059	1,544	1,029	-	750		2,072	1,985	1,489	993	-	723		2,014	1,930	1,448	965	-	703	
100 37.8 Q(Btu/h)	26,640	25,530	19,148	12,765	-	11,100		24,768	23,736	17,802	11,868	-	10,320		23,400	22,425	16,819	11,213	-	9,750	
W	2,045	1,960	1,470	980	-	714		1,968	1,886	1,415	943	-	687		1,910	1,831	1,373	915	-	667	
95 35.0 Q(Btu/h)	27,216	26,082	19,562	13,041	-	11,340		25,344	24,288	18,216	12,144	-	10,560		23,976	22,977	17,233	11,489	-	9,990	
W	1,962	1,880	1,410	940	-	685		1,885	1,807	1,355	903	-	658		1,828	1,752	1,314	876	-	638	
90 32.2 Q(Btu/h)	27,600	26,450	19,838	13,225	-	11,500		25,728	24,656	18,492	12,328	-	10,720		24,360	23,345	17,509	11,673	-	10,150	
W	1,901	1,822	1,366	911	-	663		1,824	1,748	1,311	874	-	637		1,766	1,693	1,270	846	-	616	
85 29.4 Q(Btu/h)	27,888	26,726	20,045	13,363	-	11,620		26,016	24,932	18,699	12,466	-	10,840		24,648	23,621	17,716	11,811	-	10,270	
W	1,843	1,766	1,325	883	-	643		1,766	1,693	1,270	846	-	616		1,709	1,638	1,228	819	-	596	
80 26.7 Q(Btu/h)	28,320	27,140	20,355	13,570	-	11,800		26,448	25,346	19,010	12,673	-	11,020		25,080	24,035	18,026	12,018	-	10,450	
W	1,782	1,708	1,281	854	-	622		1,705	1,634	1,225	817	-	595		1,647	1,579	1,184	789	-	575	
75 23.9 Q(Btu/h)	28,632	27,439	20,579	13,720	-	11,930		26,760	25,645	19,234	12,823	-	11,150		25,392	24,334	18,251	12,167	-	10,580	
W	1,728	1,656	1,242	828	-	603		1,651	1,582	1,187	791	-	576		1,594	1,527	1,145	764	-	556	
70 21.1 Q(Btu/h)	28,800	27,600	20,700	13,800	-	12,000		26,928	25,806	19,355	12,903	-	11,220		25,560	24,495	18,371	12,248	-	10,650	
W	1,686	1,616	1,212	808	-	588		1,609	1,542	1,156	771	-	561		1,551	1,487	1,115	743	-	541	
67 19.4 Q(Btu/h)	28,992	27,784	20,838	13,892	-	12,080		27,120	25,990	19,493	12,995	-	11,300		25,752	24,679	18,509	12,340	-	10,730	
W	1,655	1,586	1,190	793	-	578		1,578	1,512	1,134	756	-	551		1,521	1,457	1,093	729	-	531	

PCA-A24KA7
PUZ-HA24NHA1
2) HEATING

Rated
Q(Btu/h): 26,000
W: 2,050

Indoor D.B.			77°F / 25.0°C							68°F / 20.0°C							59°F / 15.0°C						
Outdoor W.B.			Max	Rated	75%	50%	25%	Min	Max	Rated	75%	50%	25%	Min	Max	Rated	75%	50%	25%	Min			
(°F)	(°C)	Q(Btu/h)																					
65	18.3	Q(Btu/h)	35,736	33,184	24,888	16,592	-	12,763	36,772	34,146	25,609	17,073	-	13,133	37,948	35,238	26,428	17,619	-	13,553			
		W	3,013	2,686	2,014	1,343	-	773	2,806	2,522	1,891	1,261	-	726	2,645	2,358	1,768	1,179	-	679			
60	15.6	Q(Btu/h)	33,740	31,330	23,498	15,665	-	12,050	34,776	32,292	24,219	16,146	-	12,420	35,952	33,384	25,038	16,692	-	12,840			
		W	2,898	2,583	1,937	1,292	-	743	2,691	2,419	1,814	1,210	-	696	2,530	2,255	1,691	1,128	-	649			
55	12.8	Q(Btu/h)	31,500	29,250	21,938	14,625	-	11,250	32,536	30,212	22,659	15,106	-	11,620	33,712	31,304	23,478	15,652	-	12,040			
		W	2,783	2,501	1,876	1,251	-	720	2,576	2,337	1,753	1,169	-	673	2,415	2,173	1,630	1,087	-	625			
50	10.0	Q(Btu/h)	29,624	27,508	20,631	13,754	-	10,580	30,660	28,470	21,353	14,235	-	10,950	31,836	29,562	22,172	14,781	-	11,370			
		W	2,668	2,388	1,791	1,194	-	687	2,461	2,224	1,668	1,112	-	640	2,300	2,060	1,545	1,030	-	593			
45	7.2	Q(Btu/h)	25,610	25,480	19,110	12,740	-	9,800	26,650	26,442	19,832	13,221	-	10,170	27,690	27,534	20,651	13,767	-	10,590			
		W	2,553	2,255	1,691	1,128	-	649	2,346	2,091	1,568	1,046	-	602	2,185	1,927	1,445	964	-	555			
40	4.4	Q(Btu/h)	24,960	21,320	15,990	10,660	-	8,200	26,000	22,282	16,712	11,141	-	8,570	27,040	23,374	17,531	11,687	-	8,990			
		W	2,484	2,071	1,553	1,035	-	596	2,277	1,948	1,461	974	-	561	2,116	1,804	1,353	902	-	519			
35	1.7	Q(Btu/h)	24,960	18,460	13,845	9,230	-	7,100	26,000	20,540	15,405	10,270	-	7,900	27,040	21,840	16,380	10,920	-	8,400			
		W	2,959	1,952	1,464	976	-	562	2,822	1,829	1,371	914	-	526	2,640	1,685	1,264	843	-	485			
30	-1.1	Q(Btu/h)	24,960	17,680	13,260	8,840	-	6,800	26,000	18,616	13,962	9,308	-	7,160	27,040	19,396	14,547	9,698	-	7,460			
		W	3,482	1,779	1,335	890	-	512	3,346	1,656	1,242	828	-	477	3,164	1,513	1,135	756	-	435			
25	-3.9	Q(Btu/h)	24,960	16,900	12,675	8,450	-	6,500	26,000	17,836	13,377	8,918	-	6,860	27,040	18,616	13,962	9,308	-	7,160			
		W	3,778	1,548	1,161	774	-	445	3,642	1,425	1,069	712	-	410	3,460	1,281	961	641	-	369			
20	-6.7	Q(Btu/h)	24,960	16,120	12,090	8,060	-	6,200	26,000	17,056	12,792	8,528	-	6,560	27,040	17,836	13,377	8,918	-	6,860			
		W	3,983	1,517	1,138	759	-	437	3,847	1,394	1,046	697	-	401	3,664	1,251	938	625	-	360			
15	-9.4	Q(Btu/h)	24,960	15,730	11,798	7,865	-	6,050	26,000	16,666	12,500	8,333	-	6,410	27,040	17,446	13,085	8,723	-	6,710			
		W	4,165	1,445	1,084	723	-	416	4,029	1,322	992	661	-	381	3,847	1,179	884	589	-	339			
10	-12.2	Q(Btu/h)	24,960	15,132	11,349	7,566	-	5,820	26,000	16,068	12,051	8,034	-	6,180	27,040	16,848	12,636	8,424	-	6,480			
		W	4,279	1,337	1,002	668	-	385	4,142	1,214	910	607	-	349	3,960	1,070	803	535	-	308			
5	-15.0	Q(Btu/h)	24,960	14,807	11,105	7,404	-	5,695	26,000	15,743	11,807	7,872	-	6,055	27,040	16,523	12,392	8,262	-	6,355			
		W	4,370	1,332	999	666	-	383	4,233	1,209	907	604	-	348	4,051	1,065	799	533	-	307			
0	-17.8	Q(Btu/h)	23,530	14,560	10,920	7,280	-	5,600	24,570	15,496	11,622	7,748	-	5,960	25,610	16,276	12,207	8,138	-	6,260			
		W	4,416	1,335	1,001	667	-	384	4,279	1,212	909	606	-	349	4,097	1,068	801	534	-	308			
-4	-20.0	Q(Btu/h)	22,334	14,404	10,803	7,202	-	5,540	23,374	15,340	11,505	7,670	-	5,900	24,414	16,120	12,090	8,060	-	6,200			
		W	4,438	1,322	991	661	-	380	4,302	1,199	899	599	-	345	4,120	1,055	791	528	-	304			
-13	-25.0	Q(Btu/h)	19,760	14,268	10,701	7,134	-	5,488	20,800	15,204	11,403	7,602	-	5,848	21,840	15,984	11,988	7,992	-	6,148			
		W	4,461	1,301	975	650	-	374	4,324	1,178	883	589	-	339	4,142	1,034	776	517	-	298			

**PCA-A30KA7
PUZ-HA30NKA
1) COOLING**

Rated
Q(Btu/h): 30,000
W: 2,380

Indoor W.B. Outdoor D.B. (°F) (°C)	71°F / 21.7°C						67°F / 19.4°C						63°F / 17.2°C					
	Max	Rated	75%	50%	25%	Min	Max	Rated	75%	50%	25%	Min	Max	Rated	75%	50%	25%	Min
115 46.1 Q(Btu/h)	30,240	30,240	22,680	15,120	-	14,414	27,900	27,900	20,925	13,950	-	13,299	26,190	26,190	19,643	13,095	-	12,484
W	2,904	2,904	2,178	1,452	-	1,171	2,808	2,808	2,106	1,404	-	1,133	2,737	2,737	2,053	1,369	-	1,104
110 43.3 Q(Btu/h)	31,770	31,770	23,828	15,885	-	15,144	29,430	29,430	22,073	14,715	-	14,028	27,720	27,720	20,790	13,860	-	13,213
W	2,756	2,756	2,067	1,378	-	1,112	2,661	2,661	1,996	1,330	-	1,073	2,589	2,589	1,942	1,295	-	1,044
105 40.6 Q(Btu/h)	32,430	32,430	24,323	16,215	-	15,458	30,090	30,090	22,568	15,045	-	14,343	28,380	28,380	21,285	14,190	-	13,528
W	2,663	2,663	1,997	1,332	-	1,074	2,568	2,568	1,926	1,284	-	1,036	2,497	2,497	1,872	1,248	-	1,007
100 37.8 Q(Btu/h)	33,300	33,300	24,975	16,650	-	15,873	30,960	30,960	23,220	15,480	-	14,758	29,250	29,250	21,938	14,625	-	13,943
W	2,535	2,535	1,901	1,267	-	1,022	2,440	2,440	1,830	1,220	-	984	2,368	2,368	1,776	1,184	-	955
95 35.0 Q(Btu/h)	34,020	34,020	25,515	17,010	-	16,216	31,680	31,680	23,760	15,840	-	15,101	29,970	29,970	22,478	14,985	-	14,286
W	2,432	2,432	1,824	1,216	-	981	2,337	2,337	1,753	1,169	-	943	2,266	2,266	1,699	1,133	-	914
90 32.2 Q(Btu/h)	34,500	34,500	25,875	17,250	-	16,445	32,160	32,160	24,120	16,080	-	15,330	30,450	30,450	22,838	15,225	-	14,515
W	2,356	2,356	1,767	1,178	-	950	2,261	2,261	1,696	1,131	-	912	2,190	2,190	1,642	1,095	-	883
85 29.4 Q(Btu/h)	34,860	34,860	26,145	17,430	-	16,617	32,520	32,520	24,390	16,260	-	15,501	30,810	30,810	23,108	15,405	-	14,686
W	2,285	2,285	1,714	1,142	-	922	2,190	2,190	1,642	1,095	-	883	2,118	2,118	1,589	1,059	-	854
80 26.7 Q(Btu/h)	35,400	35,400	26,550	17,700	-	16,874	33,060	33,060	24,795	16,530	-	15,759	31,350	31,350	23,513	15,675	-	14,944
W	2,209	2,209	1,656	1,104	-	891	2,113	2,113	1,585	1,057	-	852	2,042	2,042	1,532	1,021	-	824
75 23.9 Q(Btu/h)	35,790	35,790	26,843	17,895	-	17,060	33,450	33,450	25,088	16,725	-	15,945	31,740	31,740	23,805	15,870	-	15,129
W	2,142	2,142	1,607	1,071	-	864	2,047	2,047	1,535	1,023	-	826	1,975	1,975	1,482	988	-	797
70 21.1 Q(Btu/h)	36,000	36,000	27,000	18,000	-	17,160	33,660	33,660	25,245	16,830	-	16,045	31,950	31,950	23,963	15,975	-	15,230
W	2,090	2,090	1,567	1,045	-	843	1,994	1,994	1,496	997	-	804	1,923	1,923	1,442	962	-	776
67 19.4 Q(Btu/h)	36,240	36,240	27,180	18,120	-	17,274	33,900	33,900	25,425	16,950	-	16,159	32,190	32,190	24,143	16,095	-	15,344
W	2,052	2,052	1,539	1,026	-	828	1,956	1,956	1,467	978	-	789	1,885	1,885	1,414	942	-	760

**PCA-A30KA7
PUZ-HA30NKA
2) HEATING**

Rated
Q(Btu/h): 32,000
W: 2,930

Indoor D.B.			77°F / 25.0°C						68°F / 20.0°C						59°F / 15.0°C					
Outdoor W.B.			Max	Rated	75%	50%	25%	Min	Max	Rated	75%	50%	25%	Min	Max	Rated	75%	50%	25%	Min
(°F)	(°C)	Q(Btu/h)																		
65	18.3	Q(Btu/h)	44,671	40,842	30,631	20,421	-	18,379	45,966	42,026	31,519	21,013	-	18,912	47,436	43,370	32,527	21,685	-	19,516
		W	4,506	3,838	2,879	1,919	-	1,271	4,197	3,604	2,703	1,802	-	1,193	3,956	3,370	2,527	1,685	-	1,116
60	15.6	Q(Btu/h)	42,175	38,560	28,920	19,280	-	17,352	43,470	39,744	29,808	19,872	-	17,885	44,940	41,088	30,816	20,544	-	18,490
		W	4,334	3,692	2,769	1,846	-	1,222	4,025	3,457	2,593	1,729	-	1,145	3,784	3,223	2,417	1,612	-	1,067
55	12.8	Q(Btu/h)	39,375	36,000	27,000	18,000	-	16,200	40,670	37,184	27,888	18,592	-	16,733	42,140	38,528	28,896	19,264	-	17,338
		W	4,162	3,575	2,681	1,787	-	1,183	3,853	3,340	2,505	1,670	-	1,106	3,612	3,106	2,329	1,553	-	1,028
50	10.0	Q(Btu/h)	37,030	33,856	25,392	16,928	-	15,235	38,325	35,040	26,280	17,520	-	15,768	39,795	36,384	27,288	18,192	-	16,373
		W	3,990	3,413	2,560	1,707	-	1,130	3,681	3,179	2,384	1,590	-	1,052	3,440	2,945	2,208	1,472	-	975
45	7.2	Q(Btu/h)	31,520	31,360	23,520	15,680	-	14,112	32,800	32,544	24,408	16,272	-	14,645	34,080	33,888	25,416	16,944	-	15,250
		W	3,818	3,223	2,417	1,612	-	1,067	3,509	2,989	2,241	1,494	-	989	3,268	2,754	2,066	1,377	-	912
40	4.4	Q(Btu/h)	30,720	26,240	19,680	13,120	-	11,808	32,000	27,424	20,568	13,712	-	12,341	33,280	28,768	21,576	14,384	-	12,946
		W	3,715	2,959	2,219	1,480	-	980	3,406	2,784	2,088	1,392	-	922	3,165	2,578	1,934	1,289	-	854
35	1.7	Q(Btu/h)	30,720	22,720	17,040	11,360	-	10,224	32,000	25,280	18,960	12,640	-	11,376	33,280	26,880	20,160	13,440	-	12,096
		W	3,727	2,789	2,092	1,395	-	923	3,555	2,614	1,960	1,307	-	865	3,325	2,408	1,806	1,204	-	797
30	-1.1	Q(Btu/h)	30,720	21,760	16,320	10,880	-	9,792	32,000	22,912	17,184	11,456	-	10,310	33,280	23,872	17,904	11,936	-	10,742
		W	4,386	2,543	1,907	1,272	-	842	4,214	2,367	1,776	1,184	-	784	3,985	2,162	1,622	1,081	-	716
25	-3.9	Q(Btu/h)	30,720	20,800	15,600	10,400	-	9,360	32,000	21,952	16,464	10,976	-	9,878	33,280	22,912	17,184	11,456	-	10,310
		W	4,759	2,212	1,659	1,106	-	732	4,587	2,036	1,527	1,018	-	674	4,357	1,831	1,373	916	-	606
20	-6.7	Q(Btu/h)	30,720	19,840	14,880	9,920	-	8,928	32,000	20,992	15,744	10,496	-	9,446	33,280	21,952	16,464	10,976	-	9,878
		W	5,017	2,168	1,626	1,084	-	718	4,845	1,992	1,494	996	-	660	4,615	1,787	1,340	894	-	592
15	-9.4	Q(Btu/h)	30,720	19,360	14,520	9,680	-	8,712	32,000	20,512	15,384	10,256	-	9,230	33,280	21,472	16,104	10,736	-	9,662
		W	5,246	2,066	1,549	1,033	-	684	5,074	1,890	1,417	945	-	626	4,845	1,685	1,264	842	-	558
10	-12.2	Q(Btu/h)	30,720	18,624	13,968	9,312	-	8,381	32,000	19,776	14,832	9,888	-	8,899	33,280	20,736	15,552	10,368	-	9,331
		W	5,389	1,910	1,433	955	-	632	5,217	1,735	1,301	867	-	574	4,988	1,529	1,147	765	-	506
5	-15.0	Q(Btu/h)	30,720	18,224	13,668	9,112	-	8,201	32,000	19,376	14,532	9,688	-	8,719	33,280	20,336	15,252	10,168	-	9,151
		W	5,504	1,904	1,428	952	-	630	5,332	1,728	1,296	864	-	572	5,103	1,523	1,142	761	-	504
0	-17.8	Q(Btu/h)	28,960	17,920	13,440	8,960	-	8,064	30,240	19,072	14,304	9,536	-	8,582	31,520	20,032	15,024	10,016	-	9,014
		W	5,561	1,908	1,431	954	-	632	5,389	1,732	1,299	866	-	573	5,160	1,527	1,145	764	-	506
-4	-20.0	Q(Btu/h)	27,488	17,728	13,296	8,864	-	7,978	28,768	18,880	14,160	9,440	-	8,496	30,048	19,840	14,880	9,920	-	8,928
		W	5,590	1,889	1,417	944	-	625	5,418	1,713	1,285	857	-	567	5,189	1,508	1,131	754	-	499
-13	-25.0	Q(Btu/h)	24,320	17,561	13,171	8,780	-	7,902	25,600	18,713	14,035	9,356	-	8,421	26,880	19,673	14,755	9,836	-	8,853
		W	5,619	1,859	1,394	929	-	615	5,447	1,683	1,262	842	-	557	5,217	1,478	1,109	739	-	489

PCA-A36KA7
PUZ-HA36NKA
1) COOLING

Rated
 Q(Btu/h): 34,000
 W: 2,700

Indoor W.B. Outdoor D.B. (°F) (°C)	71°F / 21.7°C							67°F / 19.4°C							63°F / 17.2°C						
	Max	Rated	75%	50%	25%	Min		Max	Rated	75%	50%	25%	Min		Max	Rated	75%	50%	25%	Min	
115 46.1 Q(Btu/h)	34,272	34,272	25,704	17,136	-	15,019		31,620	31,620	23,715	15,810	-	13,857		29,682	29,682	22,262	14,841	-	13,008	
W	3,294	3,294	2,471	1,647	-	1,232		3,186	3,186	2,390	1,593	-	1,192		3,105	3,105	2,329	1,553	-	1,162	
110 43.3 Q(Btu/h)	36,006	36,006	27,005	18,003	-	15,779		33,354	33,354	25,016	16,677	-	14,617		31,416	31,416	23,562	15,708	-	13,768	
W	3,127	3,127	2,345	1,563	-	1,170		3,019	3,019	2,264	1,509	-	1,129		2,938	2,938	2,203	1,469	-	1,099	
105 40.6 Q(Btu/h)	36,754	36,754	27,566	18,377	-	16,107		34,102	34,102	25,577	17,051	-	14,945		32,164	32,164	24,123	16,082	-	14,095	
W	3,021	3,021	2,266	1,511	-	1,130		2,913	2,913	2,185	1,457	-	1,090		2,832	2,832	2,124	1,416	-	1,059	
100 37.8 Q(Btu/h)	37,740	37,740	28,305	18,870	-	16,539		35,088	35,088	26,316	17,544	-	15,377		33,150	33,150	24,863	16,575	-	14,528	
W	2,876	2,876	2,157	1,438	-	1,076		2,768	2,768	2,076	1,384	-	1,035		2,687	2,687	2,015	1,343	-	1,005	
95 35.0 Q(Btu/h)	38,556	38,556	28,917	19,278	-	16,897		35,904	35,904	26,928	17,952	-	15,734		33,966	33,966	25,475	16,983	-	14,885	
W	2,759	2,759	2,070	1,380	-	1,032		2,651	2,651	1,989	1,326	-	992		2,570	2,570	1,928	1,285	-	962	
90 32.2 Q(Btu/h)	39,100	39,100	29,325	19,550	-	17,135		36,448	36,448	27,336	18,224	-	15,973		34,510	34,510	25,883	17,255	-	15,124	
W	2,673	2,673	2,005	1,337	-	1,000		2,565	2,565	1,924	1,283	-	960		2,484	2,484	1,863	1,242	-	929	
85 29.4 Q(Btu/h)	39,508	39,508	29,631	19,754	-	17,314		36,856	36,856	27,642	18,428	-	16,152		34,918	34,918	26,189	17,459	-	15,302	
W	2,592	2,592	1,944	1,296	-	970		2,484	2,484	1,863	1,242	-	929		2,403	2,403	1,802	1,202	-	899	
80 26.7 Q(Btu/h)	40,120	40,120	30,090	20,060	-	17,582		37,468	37,468	28,101	18,734	-	16,420		35,530	35,530	26,648	17,765	-	15,571	
W	2,506	2,506	1,879	1,253	-	937		2,398	2,398	1,798	1,199	-	897		2,317	2,317	1,737	1,158	-	867	
75 23.9 Q(Btu/h)	40,562	40,562	30,422	20,281	-	17,776		37,910	37,910	28,433	18,955	-	16,614		35,972	35,972	26,979	17,986	-	15,764	
W	2,430	2,430	1,823	1,215	-	909		2,322	2,322	1,742	1,161	-	869		2,241	2,241	1,681	1,121	-	838	
70 21.1 Q(Btu/h)	40,800	40,800	30,600	20,400	-	17,880		38,148	38,148	28,611	19,074	-	16,718		36,210	36,210	27,158	18,105	-	15,869	
W	2,371	2,371	1,778	1,185	-	887		2,263	2,263	1,697	1,131	-	846		2,182	2,182	1,636	1,091	-	816	
67 19.4 Q(Btu/h)	41,072	41,072	30,804	20,536	-	17,999		38,420	38,420	28,815	19,210	-	16,837		36,482	36,482	27,362	18,241	-	15,988	
W	2,327	2,327	1,746	1,164	-	871		2,219	2,219	1,665	1,110	-	830		2,138	2,138	1,604	1,069	-	800	

**PCA-A36KA7
PUZ-HA36NKA
2) HEATING**

Rated
Q(Btu/h): 38,000
W: 3,360

Indoor D.B.			77°F / 25.0°C							68°F / 20.0°C							59°F / 15.0°C						
Outdoor W.B.			Max	Rated	75%	50%	25%	Min	Max	Rated	75%	50%	25%	Min	Max	Rated	75%	50%	25%	Min			
(°F)	(°C)	Q(Btu/h)																					
65	18.3	Q(Btu/h)	51,052	48,499	36,375	24,250	-	22,208	52,532	49,905	37,429	24,953	-	22,851	54,212	51,501	38,626	25,751	-	23,582			
		W	4,847	4,402	3,301	2,201	-	1,454	4,514	4,133	3,100	2,066	-	1,365	4,255	3,864	2,898	1,932	-	1,277			
60	15.6	Q(Btu/h)	48,200	45,790	34,343	22,895	-	20,967	49,680	47,196	35,397	23,598	-	21,611	51,360	48,792	36,594	24,396	-	22,342			
		W	4,662	4,234	3,175	2,117	-	1,399	4,329	3,965	2,974	1,982	-	1,310	4,070	3,696	2,772	1,848	-	1,221			
55	12.8	Q(Btu/h)	45,000	42,750	32,063	21,375	-	19,575	46,480	44,156	33,117	22,078	-	20,219	48,160	45,752	34,314	22,876	-	20,950			
		W	4,477	4,099	3,074	2,050	-	1,354	4,144	3,830	2,873	1,915	-	1,265	3,885	3,562	2,671	1,781	-	1,177			
50	10.0	Q(Btu/h)	42,320	40,204	30,153	20,102	-	18,409	43,800	41,610	31,208	20,805	-	19,053	45,480	43,206	32,405	21,603	-	19,784			
		W	4,292	3,914	2,936	1,957	-	1,293	3,959	3,646	2,734	1,823	-	1,204	3,700	3,377	2,533	1,688	-	1,116			
45	7.2	Q(Btu/h)	37,430	37,240	27,930	18,620	-	17,052	38,950	38,646	28,985	19,323	-	17,696	40,470	40,242	30,182	20,121	-	18,427			
		W	4,107	3,696	2,772	1,848	-	1,221	3,774	3,427	2,570	1,714	-	1,132	3,515	3,158	2,369	1,579	-	1,043			
40	4.4	Q(Btu/h)	36,480	31,160	23,370	15,580	-	14,268	38,000	32,566	24,425	16,283	-	14,912	39,520	34,162	25,622	17,081	-	15,643			
		W	3,996	3,394	2,545	1,697	-	1,121	3,663	3,192	2,394	1,596	-	1,055	3,404	2,957	2,218	1,478	-	977			
35	1.7	Q(Btu/h)	36,480	26,980	20,235	13,490	-	12,354	38,000	30,020	22,515	15,010	-	13,746	39,520	31,920	23,940	15,960	-	14,616			
		W	4,259	3,199	2,399	1,599	-	1,057	4,062	2,997	2,248	1,499	-	990	3,800	2,762	2,071	1,381	-	912			
30	-1.1	Q(Btu/h)	36,480	25,840	19,380	12,920	-	11,832	38,000	27,208	20,406	13,604	-	12,458	39,520	28,348	21,261	14,174	-	12,980			
		W	5,012	2,916	2,187	1,458	-	963	4,816	2,715	2,036	1,357	-	897	4,554	2,480	1,860	1,240	-	819			
25	-3.9	Q(Btu/h)	36,480	24,700	18,525	12,350	-	11,310	38,000	26,068	19,551	13,034	-	11,936	39,520	27,208	20,406	13,604	-	12,458			
		W	5,438	2,537	1,903	1,268	-	838	5,242	2,335	1,751	1,168	-	771	4,980	2,100	1,575	1,050	-	694			
20	-6.7	Q(Btu/h)	36,480	23,560	17,670	11,780	-	10,788	38,000	24,928	18,696	12,464	-	11,414	39,520	26,068	19,551	13,034	-	11,936			
		W	5,733	2,486	1,865	1,243	-	821	5,537	2,285	1,714	1,142	-	755	5,274	2,050	1,537	1,025	-	677			
15	-9.4	Q(Btu/h)	36,480	22,990	17,243	11,495	-	10,527	38,000	24,358	18,269	12,179	-	11,153	39,520	25,498	19,124	12,749	-	11,675			
		W	5,995	2,369	1,777	1,184	-	783	5,799	2,167	1,625	1,084	-	716	5,537	1,932	1,449	966	-	638			
10	-12.2	Q(Btu/h)	36,480	22,116	16,587	11,058	-	10,127	38,000	23,484	17,613	11,742	-	10,753	39,520	24,624	18,468	12,312	-	11,275			
		W	6,159	2,191	1,643	1,095	-	724	5,962	1,989	1,492	995	-	657	5,700	1,754	1,315	877	-	579			
5	-15.0	Q(Btu/h)	36,480	21,641	16,231	10,821	-	9,909	38,000	23,009	17,257	11,505	-	10,536	39,520	24,149	18,112	12,075	-	11,058			
		W	6,290	2,183	1,637	1,091	-	721	6,093	1,981	1,486	991	-	655	5,831	1,746	1,310	873	-	577			
0	-17.8	Q(Btu/h)	34,390	21,280	15,960	10,640	-	9,744	35,910	22,648	16,986	11,324	-	10,370	37,430	23,788	17,841	11,894	-	10,892			
		W	6,356	2,188	1,641	1,094	-	723	6,159	1,986	1,490	993	-	656	5,897	1,751	1,313	876	-	579			
-4	-20.0	Q(Btu/h)	32,642	21,052	15,789	10,526	-	9,640	34,162	22,420	16,815	11,210	-	10,266	35,682	23,560	17,670	11,780	-	10,788			
		W	6,388	2,166	1,625	1,083	-	716	6,192	1,965	1,473	982	-	649	5,930	1,729	1,297	865	-	571			
-13	-25.0	Q(Btu/h)	28,880	20,853	15,640	10,427	-	9,549	30,400	22,221	16,666	11,111	-	10,175	31,920	23,361	17,521	11,681	-	10,697			
		W	6,421	2,132	1,599	1,066	-	704	6,224	1,930	1,448	965	-	638	5,962	1,695	1,271	848	-	560			

PCA-A42KA7
PUZ-HA42NKA1
1) COOLING

Rated
 Q(Btu/h): 42,000
 W: 4,050

Indoor W.B. Outdoor D.B. (°F) (°C)	71°F / 21.7°C							67°F / 19.4°C							63°F / 17.2°C						
	Max	Rated	75%	50%	25%	Min		Max	Rated	75%	50%	25%	Min		Max	Rated	75%	50%	25%	Min	
115 46.1 Q(Btu/h)	42,336	42,336	31,752	21,168	-	16,733		39,060	39,060	29,295	19,530	-	15,438		36,666	36,666	27,500	18,333	-	14,492	
W	4,941	4,941	3,706	2,471	-	1,586		4,779	4,779	3,584	2,390	-	1,534		4,658	4,658	3,493	2,329	-	1,495	
110 43.3 Q(Btu/h)	44,478	44,478	33,359	22,239	-	17,579		41,202	41,202	30,902	20,601	-	16,285		38,808	38,808	29,106	19,404	-	15,338	
W	4,690	4,690	3,517	2,345	-	1,505		4,528	4,528	3,396	2,264	-	1,453		4,406	4,406	3,305	2,203	-	1,414	
105 40.6 Q(Btu/h)	45,402	45,402	34,052	22,701	-	17,945		42,126	42,126	31,595	21,063	-	16,650		39,732	39,732	29,799	19,866	-	15,704	
W	4,532	4,532	3,399	2,266	-	1,455		4,370	4,370	3,277	2,185	-	1,403		4,248	4,248	3,186	2,124	-	1,364	
100 37.8 Q(Btu/h)	46,620	46,620	34,965	23,310	-	18,426		43,344	43,344	32,508	21,672	-	17,131		40,950	40,950	30,713	20,475	-	16,185	
W	4,313	4,313	3,235	2,157	-	1,385		4,151	4,151	3,113	2,076	-	1,333		4,030	4,030	3,022	2,015	-	1,294	
95 35.0 Q(Btu/h)	47,628	47,628	35,721	23,814	-	18,824		44,352	44,352	33,264	22,176	-	17,530		41,958	41,958	31,469	20,979	-	16,583	
W	4,139	4,139	3,104	2,070	-	1,329		3,977	3,977	2,983	1,989	-	1,277		3,856	3,856	2,892	1,928	-	1,238	
90 32.2 Q(Btu/h)	48,300	48,300	36,225	24,150	-	19,090		45,024	45,024	33,768	22,512	-	17,795		42,630	42,630	31,973	21,315	-	16,849	
W	4,010	4,010	3,007	2,005	-	1,287		3,848	3,848	2,886	1,924	-	1,235		3,726	3,726	2,795	1,863	-	1,196	
85 29.4 Q(Btu/h)	48,804	48,804	36,603	24,402	-	19,289		45,528	45,528	34,146	22,764	-	17,994		43,134	43,134	32,351	21,567	-	17,048	
W	3,888	3,888	2,916	1,944	-	1,248		3,726	3,726	2,795	1,863	-	1,196		3,605	3,605	2,703	1,802	-	1,157	
80 26.7 Q(Btu/h)	49,560	49,560	37,170	24,780	-	19,588		46,284	46,284	34,713	23,142	-	18,293		43,890	43,890	32,918	21,945	-	17,347	
W	3,758	3,758	2,819	1,879	-	1,206		3,596	3,596	2,697	1,798	-	1,154		3,475	3,475	2,606	1,737	-	1,115	
75 23.9 Q(Btu/h)	50,106	50,106	37,580	25,053	-	19,804		46,830	46,830	35,123	23,415	-	18,509		44,436	44,436	33,327	22,218	-	17,563	
W	3,645	3,645	2,734	1,823	-	1,170		3,483	3,483	2,612	1,742	-	1,118		3,362	3,362	2,521	1,681	-	1,079	
70 21.1 Q(Btu/h)	50,400	50,400	37,800	25,200	-	19,920		47,124	47,124	35,343	23,562	-	18,625		44,730	44,730	33,548	22,365	-	17,679	
W	3,556	3,556	2,667	1,778	-	1,141		3,394	3,394	2,545	1,697	-	1,089		3,272	3,272	2,454	1,636	-	1,050	
67 19.4 Q(Btu/h)	50,736	50,736	38,052	25,368	-	20,053		47,460	47,460	35,595	23,730	-	18,758		45,066	45,066	33,800	22,533	-	17,812	
W	3,491	3,491	2,618	1,746	-	1,121		3,329	3,329	2,497	1,665	-	1,069		3,208	3,208	2,406	1,604	-	1,030	

PCA-A42KA7
PUZ-HA42NKA1
2) HEATING

Rated
Q(Btu/h): 48,000
W: 4,760

Indoor D.B.			77°F / 25.0°C						68°F / 20.0°C						59°F / 15.0°C					
Outdoor W.B.			Max	Rated	75%	50%	25%	Min	Max	Rated	75%	50%	25%	Min	Max	Rated	75%	50%	25%	Min
(°F)	(°C)	Q(Btu/h)																		
65	18.3	Q(Btu/h)	68,920	61,262	45,947	30,631	-	30,631	70,918	63,038	47,279	31,519	-	31,519	73,186	65,054	48,791	32,527	-	32,527
		W	7,454	6,236	4,677	3,118	-	2,279	6,942	5,855	4,391	2,927	-	2,140	6,544	5,474	4,106	2,737	-	2,001
60	15.6	Q(Btu/h)	65,070	57,840	43,380	28,920	-	28,920	67,068	59,616	44,712	29,808	-	29,808	69,336	61,632	46,224	30,816	-	30,816
		W	7,169	5,998	4,498	2,999	-	2,192	6,657	5,617	4,213	2,808	-	2,053	6,259	5,236	3,927	2,618	-	1,914
55	12.8	Q(Btu/h)	60,750	54,000	40,500	27,000	-	27,000	62,748	55,776	41,832	27,888	-	27,888	65,016	57,792	43,344	28,896	-	28,896
		W	6,885	5,807	4,355	2,904	-	2,123	6,373	5,426	4,070	2,713	-	1,984	5,975	5,046	3,784	2,523	-	1,844
50	10.0	Q(Btu/h)	57,132	50,784	38,088	25,392	-	25,392	59,130	52,560	39,420	26,280	-	26,280	61,398	54,576	40,932	27,288	-	27,288
		W	6,600	5,545	4,159	2,773	-	2,027	6,088	5,165	3,873	2,582	-	1,888	5,690	4,784	3,588	2,392	-	1,749
45	7.2	Q(Btu/h)	47,280	47,040	35,280	23,520	-	23,520	49,200	48,816	36,612	24,408	-	24,408	51,120	50,832	38,124	25,416	-	25,416
		W	6,316	5,236	3,927	2,618	-	1,914	5,804	4,855	3,641	2,428	-	1,775	5,406	4,474	3,356	2,237	-	1,636
40	4.4	Q(Btu/h)	46,080	39,360	29,520	19,680	-	19,680	48,000	41,136	30,852	20,568	-	20,568	49,920	43,152	32,364	21,576	-	21,576
		W	6,145	4,808	3,606	2,404	-	1,757	5,633	4,522	3,392	2,261	-	1,653	5,235	4,189	3,142	2,094	-	1,531
35	1.7	Q(Btu/h)	46,080	34,080	25,560	17,040	-	17,040	48,000	37,920	28,440	18,960	-	18,960	49,920	40,320	30,240	20,160	-	20,160
		W	5,394	4,532	3,399	2,266	-	1,656	5,145	4,246	3,184	2,123	-	1,552	4,813	3,913	2,935	1,956	-	1,430
30	-1.1	Q(Btu/h)	46,080	32,640	24,480	16,320	-	16,320	48,000	34,368	25,776	17,184	-	17,184	49,920	35,808	26,856	17,904	-	17,904
		W	6,348	4,132	3,099	2,066	-	1,510	6,099	3,846	2,885	1,923	-	1,406	5,767	3,513	2,635	1,756	-	1,284
25	-3.9	Q(Btu/h)	46,080	31,200	23,400	15,600	-	15,600	48,000	32,928	24,696	16,464	-	16,464	49,920	34,368	25,776	17,184	-	17,184
		W	6,887	3,594	2,695	1,797	-	1,314	6,638	3,308	2,481	1,654	-	1,209	6,306	2,975	2,231	1,488	-	1,088
20	-6.7	Q(Btu/h)	46,080	29,760	22,320	14,880	-	14,880	48,000	31,488	23,616	15,744	-	15,744	49,920	32,928	24,696	16,464	-	16,464
		W	7,261	3,522	2,642	1,761	-	1,288	7,012	3,237	2,428	1,618	-	1,183	6,680	2,904	2,178	1,452	-	1,061
15	-9.4	Q(Btu/h)	46,080	29,040	21,780	14,520	-	14,520	48,000	30,768	23,076	15,384	-	15,384	49,920	32,208	24,156	16,104	-	16,104
		W	7,593	3,356	2,517	1,678	-	1,227	7,344	3,070	2,303	1,535	-	1,122	7,012	2,737	2,053	1,369	-	1,001
10	-12.2	Q(Btu/h)	46,080	27,936	20,952	13,968	-	13,968	48,000	29,664	22,248	14,832	-	14,832	49,920	31,104	23,328	15,552	-	15,552
		W	7,800	3,104	2,328	1,552	-	1,134	7,551	2,818	2,113	1,409	-	1,030	7,219	2,485	1,864	1,242	-	908
5	-15.0	Q(Btu/h)	46,080	27,336	20,502	13,668	-	13,668	48,000	29,064	21,798	14,532	-	14,532	49,920	30,504	22,878	15,252	-	15,252
		W	7,966	3,093	2,319	1,546	-	1,130	7,717	2,807	2,105	1,403	-	1,026	7,385	2,474	1,855	1,237	-	904
0	-17.8	Q(Btu/h)	43,440	26,880	20,160	13,440	-	13,440	45,360	28,608	21,456	14,304	-	14,304	47,280	30,048	22,536	15,024	-	15,024
		W	8,049	3,100	2,325	1,550	-	1,133	7,800	2,814	2,111	1,407	-	1,029	7,468	2,481	1,861	1,240	-	907
-4	-20.0	Q(Btu/h)	41,232	26,592	19,944	13,296	-	13,296	43,152	28,320	21,240	14,160	-	14,160	45,072	29,760	22,320	14,880	-	14,880
		W	8,090	3,069	2,302	1,534	-	1,122	7,842	2,783	2,087	1,392	-	1,017	7,510	2,450	1,837	1,225	-	896
-13	-25.0	Q(Btu/h)	36,480	26,341	19,756	13,171	-	13,171	38,400	28,069	21,052	14,035	-	14,035	40,320	29,509	22,132	14,755	-	14,755
		W	8,132	3,020	2,265	1,510	-	1,104	7,883	2,734	2,051	1,367	-	1,000	7,551	2,401	1,801	1,201	-	878

PEAD-A24AA7
PUZ-HA24NHA1
1) COOLING

Rated
 Q(Btu/h): 24,000
 W: 2,080

Indoor W.B. Outdoor D.B. (°F) (°C)	71°F / 21.7°C							67°F / 19.4°C							63°F / 17.2°C						
	Max	Rated	75%	50%	25%	Min		Max	Rated	75%	50%	25%	Min		Max	Rated	75%	50%	25%	Min	
115 46.1 Q(Btu/h)	24,192	24,192	18,144	12,096	-	10,080		22,320	22,320	16,740	11,160	-	9,300		20,952	20,952	15,714	10,476	-	8,730	
W	2,538	2,538	1,903	1,269	-	903		2,454	2,454	1,841	1,227	-	873		2,392	2,392	1,794	1,196	-	851	
110 43.3 Q(Btu/h)	25,416	25,416	19,062	12,708	-	10,590		23,544	23,544	17,658	11,772	-	9,810		22,176	22,176	16,632	11,088	-	9,240	
W	2,409	2,409	1,806	1,204	-	857		2,325	2,325	1,744	1,163	-	827		2,263	2,263	1,697	1,132	-	805	
105 40.6 Q(Btu/h)	25,944	25,944	19,458	12,972	-	10,810		24,072	24,072	18,054	12,036	-	10,030		22,704	22,704	17,028	11,352	-	9,460	
W	2,328	2,328	1,746	1,164	-	828		2,244	2,244	1,683	1,122	-	798		2,182	2,182	1,636	1,091	-	776	
100 37.8 Q(Btu/h)	26,640	26,640	19,980	13,320	-	11,100		24,768	24,768	18,576	12,384	-	10,320		23,400	23,400	17,550	11,700	-	9,750	
W	2,215	2,215	1,661	1,108	-	788		2,132	2,132	1,599	1,066	-	759		2,070	2,070	1,552	1,035	-	736	
95 35.0 Q(Btu/h)	27,216	27,216	20,412	13,608	-	11,340		25,344	25,344	19,008	12,672	-	10,560		23,976	23,976	17,982	11,988	-	9,990	
W	2,126	2,126	1,594	1,063	-	756		2,043	2,043	1,532	1,021	-	727		1,980	1,980	1,485	990	-	704	
90 32.2 Q(Btu/h)	27,600	27,600	20,700	13,800	-	11,500		25,728	25,728	19,296	12,864	-	10,720		24,360	24,360	18,270	12,180	-	10,150	
W	2,059	2,059	1,544	1,030	-	733		1,976	1,976	1,482	988	-	703		1,914	1,914	1,435	957	-	681	
85 29.4 Q(Btu/h)	27,888	27,888	20,916	13,944	-	11,620		26,016	26,016	19,512	13,008	-	10,840		24,648	24,648	18,486	12,324	-	10,270	
W	1,997	1,997	1,498	998	-	710		1,914	1,914	1,435	957	-	681		1,851	1,851	1,388	926	-	659	
80 26.7 Q(Btu/h)	28,320	28,320	21,240	14,160	-	11,800		26,448	26,448	19,836	13,224	-	11,020		25,080	25,080	18,810	12,540	-	10,450	
W	1,930	1,930	1,448	965	-	687		1,847	1,847	1,385	924	-	657		1,785	1,785	1,338	892	-	635	
75 23.9 Q(Btu/h)	28,632	28,632	21,474	14,316	-	11,930		26,760	26,760	20,070	13,380	-	11,150		25,392	25,392	19,044	12,696	-	10,580	
W	1,872	1,872	1,404	936	-	666		1,789	1,789	1,342	894	-	636		1,726	1,726	1,295	863	-	614	
70 21.1 Q(Btu/h)	28,800	28,800	21,600	14,400	-	12,000		26,928	26,928	20,196	13,464	-	11,220		25,560	25,560	19,170	12,780	-	10,650	
W	1,826	1,826	1,370	913	-	650		1,743	1,743	1,307	872	-	620		1,681	1,681	1,260	840	-	598	
67 19.4 Q(Btu/h)	28,992	28,992	21,744	14,496	-	12,080		27,120	27,120	20,340	13,560	-	11,300		25,752	25,752	19,314	12,876	-	10,730	
W	1,793	1,793	1,345	896	-	638		1,710	1,710	1,282	855	-	608		1,647	1,647	1,236	824	-	586	

PEAD-A24AA7
PUZ-HA24NHA1
2) HEATING

Rated
 Q(Btu/h): 25,000
 W: 1,920

Indoor D.B.			77°F / 25.0°C					68°F / 20.0°C					59°F / 15.0°C							
Outdoor W.B.			Max	Rated	75%	50%	25%	Min	Max	Rated	75%	50%	25%	Min	Max	Rated	75%	50%	25%	Min
(°F)	(°C)	Q(Btu/h)																		
65	18.3	Q(Btu/h)	35,736	31,908	23,931	15,954	-	12,763	36,772	32,833	24,624	16,416	-	13,133	37,948	33,883	25,412	16,941	-	13,553
		W	2,987	2,515	1,886	1,258	-	825	2,782	2,362	1,771	1,181	-	775	2,622	2,208	1,656	1,104	-	725
60	15.6	Q(Btu/h)	33,740	30,125	22,594	15,063	-	12,050	34,776	31,050	23,288	15,525	-	12,420	35,952	32,100	24,075	16,050	-	12,840
		W	2,873	2,419	1,814	1,210	-	794	2,668	2,266	1,699	1,133	-	743	2,508	2,112	1,584	1,056	-	693
55	12.8	Q(Btu/h)	31,500	28,125	21,094	14,063	-	11,250	32,536	29,050	21,788	14,525	-	11,620	33,712	30,100	22,575	15,050	-	12,040
		W	2,759	2,342	1,757	1,171	-	769	2,554	2,189	1,642	1,094	-	718	2,394	2,035	1,526	1,018	-	668
50	10.0	Q(Btu/h)	29,624	26,450	19,838	13,225	-	10,580	30,660	27,375	20,531	13,688	-	10,950	31,836	28,425	21,319	14,213	-	11,370
		W	2,645	2,237	1,678	1,118	-	734	2,440	2,083	1,562	1,042	-	684	2,280	1,930	1,447	965	-	633
45	7.2	Q(Btu/h)	24,625	24,500	18,375	12,250	-	9,800	25,625	25,425	19,069	12,713	-	10,170	26,625	26,475	19,856	13,238	-	10,590
		W	2,531	2,112	1,584	1,056	-	693	2,326	1,958	1,469	979	-	643	2,166	1,805	1,354	902	-	592
40	4.4	Q(Btu/h)	24,000	20,500	15,375	10,250	-	8,200	25,000	21,425	16,069	10,713	-	8,570	26,000	22,475	16,856	11,238	-	8,990
		W	2,462	1,939	1,454	970	-	636	2,257	1,824	1,368	912	-	599	2,098	1,690	1,267	845	-	554
35	1.7	Q(Btu/h)	24,000	17,750	13,313	8,875	-	7,100	25,000	19,750	14,813	9,875	-	7,900	26,000	21,000	15,750	10,500	-	8,400
		W	2,624	1,828	1,371	914	-	600	2,503	1,713	1,284	856	-	562	2,342	1,578	1,184	789	-	518
30	-1.1	Q(Btu/h)	24,000	17,000	12,750	8,500	-	6,800	25,000	17,900	13,425	8,950	-	7,160	26,000	18,650	13,988	9,325	-	7,460
		W	3,089	1,667	1,250	833	-	547	2,968	1,551	1,164	776	-	509	2,806	1,417	1,063	708	-	465
25	-3.9	Q(Btu/h)	24,000	16,250	12,188	8,125	-	6,500	25,000	17,150	12,863	8,575	-	6,860	26,000	17,900	13,425	8,950	-	7,160
		W	3,351	1,450	1,087	725	-	476	3,230	1,334	1,001	667	-	438	3,069	1,200	900	600	-	394
20	-6.7	Q(Btu/h)	24,000	15,500	11,625	7,750	-	6,200	25,000	16,400	12,300	8,200	-	6,560	26,000	17,150	12,863	8,575	-	6,860
		W	3,533	1,421	1,066	710	-	466	3,412	1,306	979	653	-	428	3,250	1,171	878	586	-	384
15	-9.4	Q(Btu/h)	24,000	15,125	11,344	7,563	-	6,050	25,000	16,025	12,019	8,013	-	6,410	26,000	16,775	12,581	8,388	-	6,710
		W	3,694	1,354	1,015	677	-	444	3,573	1,238	929	619	-	406	3,412	1,104	828	552	-	362
10	-12.2	Q(Btu/h)	24,000	14,550	10,913	7,275	-	5,820	25,000	15,450	11,588	7,725	-	6,180	26,000	16,200	12,150	8,100	-	6,480
		W	3,795	1,252	939	626	-	411	3,674	1,137	852	568	-	373	3,513	1,002	752	501	-	329
5	-15.0	Q(Btu/h)	24,000	14,238	10,678	7,119	-	5,695	25,000	15,138	11,353	7,569	-	6,055	26,000	15,888	11,916	7,944	-	6,355
		W	3,876	1,247	936	624	-	409	3,755	1,132	849	566	-	372	3,593	998	748	499	-	327
0	-17.8	Q(Btu/h)	22,625	14,000	10,500	7,000	-	5,600	23,625	14,900	11,175	7,450	-	5,960	24,625	15,650	11,738	7,825	-	6,260
		W	3,916	1,250	938	625	-	410	3,795	1,135	851	568	-	372	3,634	1,001	751	500	-	328
-4	-20.0	Q(Btu/h)	21,475	13,850	10,388	6,925	-	5,540	22,475	14,750	11,063	7,375	-	5,900	23,475	15,500	11,625	7,750	-	6,200
		W	3,937	1,238	928	619	-	406	3,815	1,123	842	561	-	368	3,654	988	741	494	-	324
-13	-25.0	Q(Btu/h)	19,000	13,719	10,289	6,860	-	5,488	20,000	14,619	10,964	7,310	-	5,848	21,000	15,369	11,527	7,685	-	6,148
		W	3,957	1,218	914	609	-	400	3,836	1,103	827	551	-	362	3,674	969	726	484	-	318

PEAD-A30AA7
PUZ-HA30NKA
1) COOLING

Rated
 Q(Btu/h): 30,000
 W: 2,350

Indoor W.B. Outdoor D.B. (°F) (°C)	71°F / 21.7°C						67°F / 19.4°C						63°F / 17.2°C					
	Max	Rated	75%	50%	25%	Min	Max	Rated	75%	50%	25%	Min	Max	Rated	75%	50%	25%	Min
115 46.1 Q(Btu/h)	30,240	30,240	22,680	15,120	-	14,717	27,900	27,900	20,925	13,950	-	13,578	26,190	26,190	19,643	13,095	-	12,746
W	2,867	2,867	2,150	1,434	-	1,208	2,773	2,773	2,080	1,387	-	1,168	2,703	2,703	2,027	1,351	-	1,139
110 43.3 Q(Btu/h)	31,770	31,770	23,828	15,885	-	15,461	29,430	29,430	22,073	14,715	-	14,323	27,720	27,720	20,790	13,860	-	13,490
W	2,721	2,721	2,041	1,361	-	1,146	2,627	2,627	1,970	1,314	-	1,107	2,557	2,557	1,918	1,278	-	1,077
105 40.6 Q(Btu/h)	32,430	32,430	24,323	16,215	-	15,783	30,090	30,090	22,568	15,045	-	14,644	28,380	28,380	21,285	14,190	-	13,812
W	2,630	2,630	1,972	1,315	-	1,108	2,536	2,536	1,902	1,268	-	1,068	2,465	2,465	1,849	1,233	-	1,039
100 37.8 Q(Btu/h)	33,300	33,300	24,975	16,650	-	16,206	30,960	30,960	23,220	15,480	-	15,067	29,250	29,250	21,938	14,625	-	14,235
W	2,503	2,503	1,877	1,251	-	1,054	2,409	2,409	1,807	1,204	-	1,015	2,338	2,338	1,754	1,169	-	985
95 35.0 Q(Btu/h)	34,020	34,020	25,515	17,010	-	16,556	31,680	31,680	23,760	15,840	-	15,418	29,970	29,970	22,478	14,985	-	14,585
W	2,402	2,402	1,801	1,201	-	1,012	2,308	2,308	1,731	1,154	-	972	2,237	2,237	1,678	1,119	-	942
90 32.2 Q(Btu/h)	34,500	34,500	25,875	17,250	-	16,790	32,160	32,160	24,120	16,080	-	15,651	30,450	30,450	22,838	15,225	-	14,819
W	2,327	2,327	1,745	1,163	-	980	2,233	2,233	1,674	1,116	-	941	2,162	2,162	1,622	1,081	-	911
85 29.4 Q(Btu/h)	34,860	34,860	26,145	17,430	-	16,965	32,520	32,520	24,390	16,260	-	15,826	30,810	30,810	23,108	15,405	-	14,994
W	2,256	2,256	1,692	1,128	-	950	2,162	2,162	1,622	1,081	-	911	2,092	2,092	1,569	1,046	-	881
80 26.7 Q(Btu/h)	35,400	35,400	26,550	17,700	-	17,228	33,060	33,060	24,795	16,530	-	16,089	31,350	31,350	23,513	15,675	-	15,257
W	2,181	2,181	1,636	1,090	-	919	2,087	2,087	1,565	1,043	-	879	2,016	2,016	1,512	1,008	-	849
75 23.9 Q(Btu/h)	35,790	35,790	26,843	17,895	-	17,418	33,450	33,450	25,088	16,725	-	16,279	31,740	31,740	23,805	15,870	-	15,447
W	2,115	2,115	1,586	1,058	-	891	2,021	2,021	1,516	1,011	-	851	1,951	1,951	1,463	975	-	822
70 21.1 Q(Btu/h)	36,000	36,000	27,000	18,000	-	17,520	33,660	33,660	25,245	16,830	-	16,381	31,950	31,950	23,963	15,975	-	15,549
W	2,063	2,063	1,547	1,032	-	869	1,969	1,969	1,477	985	-	830	1,899	1,899	1,424	949	-	800
67 19.4 Q(Btu/h)	36,240	36,240	27,180	18,120	-	17,637	33,900	33,900	25,425	16,950	-	16,498	32,190	32,190	24,143	16,095	-	15,666
W	2,026	2,026	1,519	1,013	-	853	1,932	1,932	1,449	966	-	814	1,861	1,861	1,396	931	-	784

PEAD-A30AA7
PUZ-HA30NKA
2) HEATING

Rated
Q(Btu/h): 32,000
W: 2,740

Indoor D.B.			77°F / 25.0°C						68°F / 20.0°C						59°F / 15.0°C					
Outdoor W.B.			Max	Rated	75%	50%	25%	Min	Max	Rated	75%	50%	25%	Min	Max	Rated	75%	50%	25%	Min
(°F)	(°C)	Q(Btu/h)																		
65	18.3	Q(Btu/h)	43,394	40,842	30,631	20,421	-	18,889	44,652	42,026	31,519	21,013	-	19,437	46,080	43,370	32,527	21,685	-	20,058
		W	3,969	3,589	2,692	1,795	-	1,284	3,697	3,370	2,528	1,685	-	1,205	3,485	3,151	2,363	1,576	-	1,127
60	15.6	Q(Btu/h)	40,970	38,560	28,920	19,280	-	17,834	42,228	39,744	29,808	19,872	-	18,382	43,656	41,088	30,816	20,544	-	19,003
		W	3,818	3,452	2,589	1,726	-	1,235	3,545	3,233	2,425	1,617	-	1,156	3,333	3,014	2,261	1,507	-	1,078
55	12.8	Q(Btu/h)	38,250	36,000	27,000	18,000	-	16,650	39,508	37,184	27,888	18,592	-	17,198	40,936	38,528	28,896	19,264	-	17,819
		W	3,666	3,343	2,507	1,671	-	1,196	3,394	3,124	2,343	1,562	-	1,117	3,182	2,904	2,178	1,452	-	1,039
50	10.0	Q(Btu/h)	35,972	33,856	25,392	16,928	-	15,658	37,230	35,040	26,280	17,520	-	16,206	38,658	36,384	27,288	18,192	-	16,828
		W	3,515	3,192	2,394	1,596	-	1,142	3,242	2,973	2,230	1,486	-	1,063	3,030	2,754	2,065	1,377	-	985
45	7.2	Q(Btu/h)	31,520	31,360	23,520	15,680	-	14,504	32,800	32,544	24,408	16,272	-	15,052	34,080	33,888	25,416	16,944	-	15,673
		W	3,363	3,014	2,261	1,507	-	1,078	3,091	2,795	2,096	1,397	-	1,000	2,879	2,576	1,932	1,288	-	921
40	4.4	Q(Btu/h)	30,720	26,240	19,680	13,120	-	12,136	32,000	27,424	20,568	13,712	-	12,684	33,280	28,768	21,576	14,384	-	13,305
		W	3,272	2,767	2,076	1,384	-	990	3,000	2,603	1,952	1,302	-	931	2,788	2,411	1,808	1,206	-	862
35	1.7	Q(Btu/h)	30,720	22,720	17,040	11,360	-	10,508	32,000	25,280	18,960	12,640	-	11,692	33,280	26,880	20,160	13,440	-	12,432
		W	3,488	2,608	1,956	1,304	-	933	3,327	2,444	1,833	1,222	-	874	3,112	2,252	1,689	1,126	-	806
30	-1.1	Q(Btu/h)	30,720	21,760	16,320	10,880	-	10,064	32,000	22,912	17,184	11,456	-	10,597	33,280	23,872	17,904	11,936	-	11,041
		W	4,105	2,378	1,784	1,189	-	851	3,944	2,214	1,660	1,107	-	792	3,729	2,022	1,517	1,011	-	723
25	-3.9	Q(Btu/h)	30,720	20,800	15,600	10,400	-	9,620	32,000	21,952	16,464	10,976	-	10,153	33,280	22,912	17,184	11,456	-	10,597
		W	4,453	2,069	1,552	1,034	-	740	4,293	1,904	1,428	952	-	681	4,078	1,713	1,284	856	-	613
20	-6.7	Q(Btu/h)	30,720	19,840	14,880	9,920	-	9,176	32,000	20,992	15,744	10,496	-	9,709	33,280	21,952	16,464	10,976	-	10,153
		W	4,695	2,028	1,521	1,014	-	725	4,534	1,863	1,397	932	-	666	4,319	1,671	1,254	836	-	598
15	-9.4	Q(Btu/h)	30,720	19,360	14,520	9,680	-	8,954	32,000	20,512	15,384	10,256	-	9,487	33,280	21,472	16,104	10,736	-	9,931
		W	4,910	1,932	1,449	966	-	691	4,749	1,767	1,325	884	-	632	4,534	1,576	1,182	788	-	564
10	-12.2	Q(Btu/h)	30,720	18,624	13,968	9,312	-	8,614	32,000	19,776	14,832	9,888	-	9,146	33,280	20,736	15,552	10,368	-	9,590
		W	5,044	1,786	1,340	893	-	639	4,883	1,622	1,217	811	-	580	4,668	1,430	1,073	715	-	512
5	-15.0	Q(Btu/h)	30,720	18,224	13,668	9,112	-	8,429	32,000	19,376	14,532	9,688	-	8,961	33,280	20,336	15,252	10,168	-	9,405
		W	5,151	1,780	1,335	890	-	637	4,990	1,616	1,212	808	-	578	4,775	1,424	1,068	712	-	509
0	-17.8	Q(Btu/h)	28,960	17,920	13,440	8,960	-	8,288	30,240	19,072	14,304	9,536	-	8,821	31,520	20,032	15,024	10,016	-	9,265
		W	5,205	1,784	1,338	892	-	638	5,044	1,620	1,215	810	-	579	4,829	1,428	1,071	714	-	511
-4	-20.0	Q(Btu/h)	27,488	17,728	13,296	8,864	-	8,199	28,768	18,880	14,160	9,440	-	8,732	30,048	19,840	14,880	9,920	-	9,176
		W	5,231	1,766	1,325	883	-	632	5,071	1,602	1,202	801	-	573	4,856	1,410	1,058	705	-	504
-13	-25.0	Q(Btu/h)	24,320	17,561	13,171	8,780	-	8,122	25,600	18,713	14,035	9,356	-	8,655	26,880	19,673	14,755	9,836	-	9,099
		W	5,258	1,738	1,304	869	-	622	5,097	1,574	1,181	787	-	563	4,883	1,382	1,037	691	-	494

PEAD-A36AA7
PUZ-HA36NKA
1) COOLING

Rated
 Q(Btu/h): 36,000
 W: 2,850

Indoor W.B. Outdoor D.B. (°F) (°C)	71°F / 21.7°C							67°F / 19.4°C							63°F / 17.2°C						
	Max	Rated	75%	50%	25%	Min		Max	Rated	75%	50%	25%	Min		Max	Rated	75%	50%	25%	Min	
115 46.1 Q(Btu/h)	36,288	36,288	27,216	18,144	-	15,725		33,480	33,480	25,110	16,740	-	14,508		31,428	31,428	23,571	15,714	-	13,619	
W	3,477	3,477	2,608	1,739	-	1,366		3,363	3,363	2,522	1,682	-	1,322		3,278	3,278	2,458	1,639	-	1,288	
110 43.3 Q(Btu/h)	38,124	38,124	28,593	19,062	-	16,520		35,316	35,316	26,487	17,658	-	15,304		33,264	33,264	24,948	16,632	-	14,414	
W	3,300	3,300	2,475	1,650	-	1,297		3,186	3,186	2,390	1,593	-	1,252		3,101	3,101	2,326	1,550	-	1,219	
105 40.6 Q(Btu/h)	38,916	38,916	29,187	19,458	-	16,864		36,108	36,108	27,081	18,054	-	15,647		34,056	34,056	25,542	17,028	-	14,758	
W	3,189	3,189	2,392	1,595	-	1,253		3,075	3,075	2,306	1,538	-	1,208		2,990	2,990	2,242	1,495	-	1,175	
100 37.8 Q(Btu/h)	39,960	39,960	29,970	19,980	-	17,316		37,152	37,152	27,864	18,576	-	16,099		35,100	35,100	26,325	17,550	-	15,210	
W	3,035	3,035	2,276	1,518	-	1,193		2,921	2,921	2,191	1,461	-	1,148		2,836	2,836	2,127	1,418	-	1,114	
95 35.0 Q(Btu/h)	40,824	40,824	30,618	20,412	-	17,690		38,016	38,016	28,512	19,008	-	16,474		35,964	35,964	26,973	17,982	-	15,584	
W	2,913	2,913	2,185	1,456	-	1,145		2,799	2,799	2,099	1,399	-	1,100		2,713	2,713	2,035	1,357	-	1,066	
90 32.2 Q(Btu/h)	41,400	41,400	31,050	20,700	-	17,940		38,592	38,592	28,944	19,296	-	16,723		36,540	36,540	27,405	18,270	-	15,834	
W	2,822	2,822	2,116	1,411	-	1,109		2,708	2,708	2,031	1,354	-	1,064		2,622	2,622	1,967	1,311	-	1,030	
85 29.4 Q(Btu/h)	41,832	41,832	31,374	20,916	-	18,127		39,024	39,024	29,268	19,512	-	16,910		36,972	36,972	27,729	18,486	-	16,021	
W	2,736	2,736	2,052	1,368	-	1,075		2,622	2,622	1,967	1,311	-	1,030		2,537	2,537	1,902	1,268	-	997	
80 26.7 Q(Btu/h)	42,480	42,480	31,860	21,240	-	18,408		39,672	39,672	29,754	19,836	-	17,191		37,620	37,620	28,215	18,810	-	16,302	
W	2,645	2,645	1,984	1,322	-	1,039		2,531	2,531	1,898	1,265	-	995		2,445	2,445	1,834	1,223	-	961	
75 23.9 Q(Btu/h)	42,948	42,948	32,211	21,474	-	18,611		40,140	40,140	30,105	20,070	-	17,394		38,088	38,088	28,566	19,044	-	16,505	
W	2,565	2,565	1,924	1,283	-	1,008		2,451	2,451	1,838	1,226	-	963		2,366	2,366	1,774	1,183	-	930	
70 21.1 Q(Btu/h)	43,200	43,200	32,400	21,600	-	18,720		40,392	40,392	30,294	20,196	-	17,503		38,340	38,340	28,755	19,170	-	16,614	
W	2,502	2,502	1,877	1,251	-	983		2,388	2,388	1,791	1,194	-	939		2,303	2,303	1,727	1,151	-	905	
67 19.4 Q(Btu/h)	43,488	43,488	32,616	21,744	-	18,845		40,680	40,680	30,510	20,340	-	17,628		38,628	38,628	28,971	19,314	-	16,739	
W	2,457	2,457	1,843	1,228	-	965		2,343	2,343	1,757	1,171	-	921		2,257	2,257	1,693	1,129	-	887	

PEAD-A36AA7
PUZ-HA36NKA
2) HEATING

Rated
Q(Btu/h): 38,000
W: 2,940

Indoor D.B.			77°F / 25.0°C							68°F / 20.0°C							59°F / 15.0°C						
Outdoor W.B.			Max	Rated	75%	50%	25%	Min	Max	Rated	75%	50%	25%	Min	Max	Rated	75%	50%	25%	Min			
(°F)	(°C)	Q(Btu/h)																					
65	18.3	Q(Btu/h)	51,052	48,499	36,375	24,250	-	22,208	52,532	49,905	37,429	24,953	-	22,851	54,212	51,501	38,626	25,751	-	23,582			
		W	4,271	3,851	2,889	1,926	-	1,376	3,977	3,616	2,712	1,808	-	1,292	3,749	3,381	2,536	1,691	-	1,208			
60	15.6	Q(Btu/h)	48,200	45,790	34,343	22,895	-	20,967	49,680	47,196	35,397	23,598	-	21,611	51,360	48,792	36,594	24,396	-	22,342			
		W	4,108	3,704	2,778	1,852	-	1,323	3,814	3,469	2,602	1,735	-	1,239	3,586	3,234	2,426	1,617	-	1,155			
55	12.8	Q(Btu/h)	45,000	42,750	32,063	21,375	-	19,575	46,480	44,156	33,117	22,078	-	20,219	48,160	45,752	34,314	22,876	-	20,950			
		W	3,945	3,587	2,690	1,793	-	1,281	3,651	3,352	2,514	1,676	-	1,197	3,423	3,116	2,337	1,558	-	1,113			
50	10.0	Q(Btu/h)	42,320	40,204	30,153	20,102	-	18,409	43,800	41,610	31,208	20,805	-	19,053	45,480	43,206	32,405	21,603	-	19,784			
		W	3,782	3,425	2,569	1,713	-	1,223	3,488	3,190	2,392	1,595	-	1,139	3,260	2,955	2,216	1,477	-	1,055			
45	7.2	Q(Btu/h)	37,430	37,240	27,930	18,620	-	17,052	38,950	38,646	28,985	19,323	-	17,696	40,470	40,242	30,182	20,121	-	18,427			
		W	3,619	3,234	2,426	1,617	-	1,155	3,325	2,999	2,249	1,499	-	1,071	3,097	2,764	2,073	1,382	-	987			
40	4.4	Q(Btu/h)	36,480	31,160	23,370	15,580	-	14,268	38,000	32,566	24,425	16,283	-	14,912	39,520	34,162	25,622	17,081	-	15,643			
		W	3,521	2,969	2,227	1,485	-	1,061	3,227	2,793	2,095	1,397	-	998	2,999	2,587	1,940	1,294	-	924			
35	1.7	Q(Btu/h)	36,480	26,980	20,235	13,490	-	12,354	38,000	30,020	22,515	15,010	-	13,746	39,520	31,920	23,940	15,960	-	14,616			
		W	3,973	2,799	2,099	1,399	-	1,000	3,790	2,622	1,967	1,311	-	937	3,545	2,417	1,813	1,208	-	863			
30	-1.1	Q(Btu/h)	36,480	25,840	19,380	12,920	-	11,832	38,000	27,208	20,406	13,604	-	12,458	39,520	28,348	21,261	14,174	-	12,980			
		W	4,676	2,552	1,914	1,276	-	911	4,493	2,376	1,782	1,188	-	848	4,248	2,170	1,627	1,085	-	775			
25	-3.9	Q(Btu/h)	36,480	24,700	18,525	12,350	-	11,310	38,000	26,068	19,551	13,034	-	11,936	39,520	27,208	20,406	13,604	-	12,458			
		W	5,073	2,220	1,665	1,110	-	793	4,890	2,043	1,532	1,022	-	730	4,646	1,838	1,378	919	-	656			
20	-6.7	Q(Btu/h)	36,480	23,560	17,670	11,780	-	10,788	38,000	24,928	18,696	12,464	-	11,414	39,520	26,068	19,551	13,034	-	11,936			
		W	5,348	2,176	1,632	1,088	-	777	5,165	1,999	1,499	1,000	-	714	4,921	1,793	1,345	897	-	641			
15	-9.4	Q(Btu/h)	36,480	22,990	17,243	11,495	-	10,527	38,000	24,358	18,269	12,179	-	11,153	39,520	25,498	19,124	12,749	-	11,675			
		W	5,593	2,073	1,555	1,036	-	740	5,410	1,896	1,422	948	-	677	5,165	1,691	1,268	845	-	604			
10	-12.2	Q(Btu/h)	36,480	22,116	16,587	11,058	-	10,127	38,000	23,484	17,613	11,742	-	10,753	39,520	24,624	18,468	12,312	-	11,275			
		W	5,746	1,917	1,438	958	-	685	5,562	1,740	1,305	870	-	622	5,318	1,535	1,151	767	-	548			
5	-15.0	Q(Btu/h)	36,480	21,641	16,231	10,821	-	9,909	38,000	23,009	17,257	11,505	-	10,536	39,520	24,149	18,112	12,075	-	11,058			
		W	5,868	1,910	1,433	955	-	682	5,685	1,734	1,300	867	-	619	5,440	1,528	1,146	764	-	546			
0	-17.8	Q(Btu/h)	34,390	21,280	15,960	10,640	-	9,744	35,910	22,648	16,986	11,324	-	10,370	37,430	23,788	17,841	11,894	-	10,892			
		W	5,929	1,915	1,436	957	-	684	5,746	1,738	1,304	869	-	621	5,501	1,532	1,149	766	-	547			
-4	-20.0	Q(Btu/h)	32,642	21,052	15,789	10,526	-	9,640	34,162	22,420	16,815	11,210	-	10,266	35,682	23,560	17,670	11,780	-	10,788			
		W	5,960	1,895	1,422	948	-	677	5,776	1,719	1,289	859	-	614	5,532	1,513	1,135	757	-	540			
-13	-25.0	Q(Btu/h)	28,880	20,853	15,640	10,427	-	9,549	30,400	22,221	16,666	11,111	-	10,175	31,920	23,361	17,521	11,681	-	10,697			
		W	5,990	1,865	1,399	933	-	666	5,807	1,689	1,267	844	-	603	5,562	1,483	1,112	742	-	530			

PEAD-A42AA7
PUZ-HA42NKA1
1) COOLING

Rated
 Q(Btu/h): 42,000
 W: 3,900

Indoor W.B. Outdoor D.B. (°F) (°C)	71°F / 21.7°C						67°F / 19.4°C						63°F / 17.2°C					
	Max	Rated	75%	50%	25%	Min	Max	Rated	75%	50%	25%	Min	Max	Rated	75%	50%	25%	Min
115 46.1 Q(Btu/h)	42,336	42,336	31,752	21,168	-	17,237	39,060	39,060	29,295	19,530	-	15,903	36,666	36,666	27,500	18,333	-	14,928
W	4,758	4,758	3,569	2,379	-	1,586	4,602	4,602	3,452	2,301	-	1,534	4,485	4,485	3,364	2,243	-	1,495
110 43.3 Q(Btu/h)	44,478	44,478	33,359	22,239	-	18,109	41,202	41,202	30,902	20,601	-	16,775	38,808	38,808	29,106	19,404	-	15,800
W	4,516	4,516	3,387	2,258	-	1,505	4,360	4,360	3,270	2,180	-	1,453	4,243	4,243	3,182	2,122	-	1,414
105 40.6 Q(Btu/h)	45,402	45,402	34,052	22,701	-	18,485	42,126	42,126	31,595	21,063	-	17,151	39,732	39,732	29,799	19,866	-	16,177
W	4,364	4,364	3,273	2,182	-	1,455	4,208	4,208	3,156	2,104	-	1,403	4,091	4,091	3,068	2,046	-	1,364
100 37.8 Q(Btu/h)	46,620	46,620	34,965	23,310	-	18,981	43,344	43,344	32,508	21,672	-	17,647	40,950	40,950	30,713	20,475	-	16,673
W	4,154	4,154	3,115	2,077	-	1,385	3,998	3,998	2,998	1,999	-	1,333	3,881	3,881	2,910	1,940	-	1,294
95 35.0 Q(Btu/h)	47,628	47,628	35,721	23,814	-	19,391	44,352	44,352	33,264	22,176	-	18,058	41,958	41,958	31,469	20,979	-	17,083
W	3,986	3,986	2,989	1,993	-	1,329	3,830	3,830	2,872	1,915	-	1,277	3,713	3,713	2,785	1,856	-	1,238
90 32.2 Q(Btu/h)	48,300	48,300	36,225	24,150	-	19,665	45,024	45,024	33,768	22,512	-	18,331	42,630	42,630	31,973	21,315	-	17,357
W	3,861	3,861	2,896	1,931	-	1,287	3,705	3,705	2,779	1,853	-	1,235	3,588	3,588	2,691	1,794	-	1,196
85 29.4 Q(Btu/h)	48,804	48,804	36,603	24,402	-	19,870	45,528	45,528	34,146	22,764	-	18,536	43,134	43,134	32,351	21,567	-	17,562
W	3,744	3,744	2,808	1,872	-	1,248	3,588	3,588	2,691	1,794	-	1,196	3,471	3,471	2,603	1,736	-	1,157
80 26.7 Q(Btu/h)	49,560	49,560	37,170	24,780	-	20,178	46,284	46,284	34,713	23,142	-	18,844	43,890	43,890	32,918	21,945	-	17,870
W	3,619	3,619	2,714	1,810	-	1,206	3,463	3,463	2,597	1,732	-	1,154	3,346	3,346	2,510	1,673	-	1,115
75 23.9 Q(Btu/h)	50,106	50,106	37,580	25,053	-	20,400	46,830	46,830	35,123	23,415	-	19,067	44,436	44,436	33,327	22,218	-	18,092
W	3,510	3,510	2,633	1,755	-	1,170	3,354	3,354	2,516	1,677	-	1,118	3,237	3,237	2,428	1,619	-	1,079
70 21.1 Q(Btu/h)	50,400	50,400	37,800	25,200	-	20,520	47,124	47,124	35,343	23,562	-	19,186	44,730	44,730	33,548	22,365	-	18,212
W	3,424	3,424	2,568	1,712	-	1,141	3,268	3,268	2,451	1,634	-	1,089	3,151	3,151	2,363	1,576	-	1,050
67 19.4 Q(Btu/h)	50,736	50,736	38,052	25,368	-	20,657	47,460	47,460	35,595	23,730	-	19,323	45,066	45,066	33,800	22,533	-	18,348
W	3,362	3,362	2,521	1,681	-	1,121	3,206	3,206	2,404	1,603	-	1,069	3,089	3,089	2,317	1,544	-	1,030

PEAD-A42AA7
PUZ-HA42NKA1
2) HEATING

Rated
Q(Btu/h): 48,000
W: 3,990

Indoor D.B.			77°F / 25.0°C					68°F / 20.0°C					59°F / 15.0°C							
Outdoor W.B.			Max	Rated	75%	50%	25%	Min	Max	Rated	75%	50%	25%	Min	Max	Rated	75%	50%	25%	Min
(°F)	(°C)	Q(Btu/h)																		
65	18.3	Q(Btu/h)	68,920	61,262	45,947	30,631	-	27,058	70,918	63,038	47,279	31,519	-	27,842	73,186	65,054	48,791	32,527	-	28,732
		W	6,236	5,227	3,920	2,613	-	1,978	5,807	4,908	3,681	2,454	-	1,857	5,474	4,589	3,441	2,294	-	1,737
60	15.6	Q(Btu/h)	65,070	57,840	43,380	28,920	-	25,546	67,068	59,616	44,712	29,808	-	26,330	69,336	61,632	46,224	30,816	-	27,221
		W	5,998	5,027	3,771	2,514	-	1,903	5,569	4,708	3,531	2,354	-	1,782	5,236	4,389	3,292	2,195	-	1,661
55	12.8	Q(Btu/h)	60,750	54,000	40,500	27,000	-	23,850	62,748	55,776	41,832	27,888	-	24,634	65,016	57,792	43,344	28,896	-	25,525
		W	5,760	4,868	3,651	2,434	-	1,842	5,331	4,549	3,411	2,274	-	1,721	4,998	4,229	3,172	2,115	-	1,601
50	10.0	Q(Btu/h)	57,132	50,784	38,088	25,392	-	22,430	59,130	52,560	39,420	26,280	-	23,214	61,398	54,576	40,932	27,288	-	24,104
		W	5,522	4,648	3,486	2,324	-	1,759	5,093	4,329	3,247	2,165	-	1,638	4,760	4,010	3,007	2,005	-	1,518
45	7.2	Q(Btu/h)	47,280	47,040	35,280	23,520	-	20,776	49,200	48,816	36,612	24,408	-	21,560	51,120	50,832	38,124	25,416	-	22,451
		W	5,284	4,389	3,292	2,195	-	1,661	4,855	4,070	3,052	2,035	-	1,540	4,522	3,751	2,813	1,875	-	1,419
40	4.4	Q(Btu/h)	46,080	39,360	29,520	19,680	-	17,384	48,000	41,136	30,852	20,568	-	18,168	49,920	43,152	32,364	21,576	-	19,059
		W	5,141	4,030	3,022	2,015	-	1,525	4,712	3,791	2,843	1,895	-	1,435	4,379	3,511	2,633	1,756	-	1,329
35	1.7	Q(Btu/h)	46,080	34,080	25,560	17,040	-	15,052	48,000	37,920	28,440	18,960	-	16,748	49,920	40,320	30,240	20,160	-	17,808
		W	5,157	3,798	2,849	1,899	-	1,438	4,919	3,559	2,669	1,780	-	1,347	4,601	3,280	2,460	1,640	-	1,241
30	-1.1	Q(Btu/h)	46,080	32,640	24,480	16,320	-	14,416	48,000	34,368	25,776	17,184	-	15,179	49,920	35,808	26,856	17,904	-	15,815
		W	6,069	3,463	2,597	1,732	-	1,311	5,831	3,224	2,418	1,612	-	1,220	5,514	2,945	2,208	1,472	-	1,114
25	-3.9	Q(Btu/h)	46,080	31,200	23,400	15,600	-	13,780	48,000	32,928	24,696	16,464	-	14,543	49,920	34,368	25,776	17,184	-	15,179
		W	6,585	3,012	2,259	1,506	-	1,140	6,347	2,773	2,080	1,387	-	1,049	6,029	2,494	1,870	1,247	-	944
20	-6.7	Q(Btu/h)	46,080	29,760	22,320	14,880	-	13,144	48,000	31,488	23,616	15,744	-	13,907	49,920	32,928	24,696	16,464	-	14,543
		W	6,942	2,953	2,214	1,476	-	1,117	6,704	2,713	2,035	1,357	-	1,027	6,386	2,434	1,825	1,217	-	921
15	-9.4	Q(Btu/h)	46,080	29,040	21,780	14,520	-	12,826	48,000	30,768	23,076	15,384	-	13,589	49,920	32,208	24,156	16,104	-	14,225
		W	7,259	2,813	2,110	1,406	-	1,065	7,021	2,574	1,930	1,287	-	974	6,704	2,294	1,721	1,147	-	868
10	-12.2	Q(Btu/h)	46,080	27,936	20,952	13,968	-	12,338	48,000	29,664	22,248	14,832	-	13,102	49,920	31,104	23,328	15,552	-	13,738
		W	7,457	2,601	1,951	1,301	-	985	7,219	2,362	1,772	1,181	-	894	6,902	2,083	1,562	1,041	-	788
5	-15.0	Q(Btu/h)	46,080	27,336	20,502	13,668	-	12,073	48,000	29,064	21,798	14,532	-	12,837	49,920	30,504	22,878	15,252	-	13,473
		W	7,616	2,592	1,944	1,296	-	981	7,378	2,353	1,765	1,176	-	890	7,061	2,074	1,555	1,037	-	785
0	-17.8	Q(Btu/h)	43,440	26,880	20,160	13,440	-	11,872	45,360	28,608	21,456	14,304	-	12,635	47,280	30,048	22,536	15,024	-	13,271
		W	7,695	2,598	1,949	1,299	-	983	7,457	2,359	1,769	1,179	-	893	7,140	2,080	1,560	1,040	-	787
-4	-20.0	Q(Btu/h)	41,232	26,592	19,944	13,296	-	11,745	43,152	28,320	21,240	14,160	-	12,508	45,072	29,760	22,320	14,880	-	13,144
		W	7,735	2,572	1,929	1,286	-	973	7,497	2,333	1,750	1,166	-	883	7,180	2,054	1,540	1,027	-	777
-13	-25.0	Q(Btu/h)	36,480	26,341	19,756	13,171	-	11,634	38,400	28,069	21,052	14,035	-	12,397	40,320	29,509	22,132	14,755	-	13,033
		W	7,775	2,532	1,899	1,266	-	958	7,537	2,292	1,719	1,146	-	867	7,219	2,013	1,510	1,006	-	762

PVA-A24AA7
PUZ-HA24NHA1
1) COOLING

Rated
 Q(Btu/h): 24,000
 W: 2,100

Indoor W.B. Outdoor D.B. (°F) (°C)			71°F / 21.7°C					67°F / 19.4°C					63°F / 17.2°C							
			Max	Rated	75%	50%	25%	Min	Max	Rated	75%	50%	25%	Min	Max	Rated	75%	50%	25%	Min
115	46.1	Q(Btu/h)	24,192	24,192	18,144	12,096	-	10,080	22,320	22,320	16,740	11,160	-	9,300	20,952	20,952	15,714	10,476	-	8,730
		W	2,562	2,562	1,922	1,281	-	830	2,478	2,478	1,859	1,239	-	802	2,415	2,415	1,811	1,208	-	782
110	43.3	Q(Btu/h)	25,416	25,416	19,062	12,708	-	10,590	23,544	23,544	17,658	11,772	-	9,810	22,176	22,176	16,632	11,088	-	9,240
		W	2,432	2,432	1,824	1,216	-	787	2,348	2,348	1,761	1,174	-	760	2,285	2,285	1,714	1,142	-	740
105	40.6	Q(Btu/h)	25,944	25,944	19,458	12,972	-	10,810	24,072	24,072	18,054	12,036	-	10,030	22,704	22,704	17,028	11,352	-	9,460
		W	2,350	2,350	1,762	1,175	-	761	2,266	2,266	1,699	1,133	-	734	2,203	2,203	1,652	1,101	-	713
100	37.8	Q(Btu/h)	26,640	26,640	19,980	13,320	-	11,100	24,768	24,768	18,576	12,384	-	10,320	23,400	23,400	17,550	11,700	-	9,750
		W	2,237	2,237	1,677	1,118	-	724	2,153	2,153	1,614	1,076	-	697	2,090	2,090	1,567	1,045	-	677
95	35.0	Q(Btu/h)	27,216	27,216	20,412	13,608	-	11,340	25,344	25,344	19,008	12,672	-	10,560	23,976	23,976	17,982	11,988	-	9,990
		W	2,146	2,146	1,610	1,073	-	695	2,062	2,062	1,547	1,031	-	668	1,999	1,999	1,499	1,000	-	647
90	32.2	Q(Btu/h)	27,600	27,600	20,700	13,800	-	11,500	25,728	25,728	19,296	12,864	-	10,720	24,360	24,360	18,270	12,180	-	10,150
		W	2,079	2,079	1,559	1,040	-	673	1,995	1,995	1,496	998	-	646	1,932	1,932	1,449	966	-	626
85	29.4	Q(Btu/h)	27,888	27,888	20,916	13,944	-	11,620	26,016	26,016	19,512	13,008	-	10,840	24,648	24,648	18,486	12,324	-	10,270
		W	2,016	2,016	1,512	1,008	-	653	1,932	1,932	1,449	966	-	626	1,869	1,869	1,402	935	-	605
80	26.7	Q(Btu/h)	28,320	28,320	21,240	14,160	-	11,800	26,448	26,448	19,836	13,224	-	11,020	25,080	25,080	18,810	12,540	-	10,450
		W	1,949	1,949	1,462	974	-	631	1,865	1,865	1,399	932	-	604	1,802	1,802	1,351	901	-	583
75	23.9	Q(Btu/h)	28,632	28,632	21,474	14,316	-	11,930	26,760	26,760	20,070	13,380	-	11,150	25,392	25,392	19,044	12,696	-	10,580
		W	1,890	1,890	1,418	945	-	612	1,806	1,806	1,355	903	-	585	1,743	1,743	1,307	872	-	564
70	21.1	Q(Btu/h)	28,800	28,800	21,600	14,400	-	12,000	26,928	26,928	20,196	13,464	-	11,220	25,560	25,560	19,170	12,780	-	10,650
		W	1,844	1,844	1,383	922	-	597	1,760	1,760	1,320	880	-	570	1,697	1,697	1,273	848	-	549
67	19.4	Q(Btu/h)	28,992	28,992	21,744	14,496	-	12,080	27,120	27,120	20,340	13,560	-	11,300	25,752	25,752	19,314	12,876	-	10,730
		W	1,810	1,810	1,358	905	-	586	1,726	1,726	1,295	863	-	559	1,663	1,663	1,247	832	-	539

PVA-A24AA7
PUZ-HA24NHA1
2) HEATING

Rated
 Q(Btu/h): 26,000
 W: 1,980

Indoor D.B.			77°F / 25.0°C							68°F / 20.0°C							59°F / 15.0°C						
Outdoor W.B.			Max	Rated	75%	50%	25%	Min	Max	Rated	75%	50%	25%	Min	Max	Rated	75%	50%	25%	Min			
(°F)	(°C)																						
65	18.3	Q(Btu/h)	35,736	33,184	24,888	16,592	-	12,763	36,772	34,146	25,609	17,073	-	13,133	37,948	35,238	26,428	17,619	-	13,553			
		W	2,882	2,594	1,945	1,297	-	721	2,684	2,435	1,827	1,218	-	677	2,530	2,277	1,708	1,139	-	633			
60	15.6	Q(Btu/h)	33,740	31,330	23,498	15,665	-	12,050	34,776	32,292	24,219	16,146	-	12,420	35,952	33,384	25,038	16,692	-	12,840			
		W	2,772	2,495	1,871	1,247	-	693	2,574	2,336	1,752	1,168	-	649	2,420	2,178	1,634	1,089	-	605			
55	12.8	Q(Btu/h)	31,500	29,250	21,938	14,625	-	11,250	32,536	30,212	22,659	15,106	-	11,620	33,712	31,304	23,478	15,652	-	12,040			
		W	2,662	2,416	1,812	1,208	-	671	2,464	2,257	1,693	1,129	-	627	2,310	2,099	1,574	1,049	-	583			
50	10.0	Q(Btu/h)	29,624	27,508	20,631	13,754	-	10,580	30,660	28,470	21,353	14,235	-	10,950	31,836	29,562	22,172	14,781	-	11,370			
		W	2,552	2,307	1,730	1,153	-	641	2,354	2,148	1,611	1,074	-	597	2,200	1,990	1,492	995	-	553			
45	7.2	Q(Btu/h)	25,610	25,480	19,110	12,740	-	9,800	26,650	26,442	19,832	13,221	-	10,170	27,690	27,534	20,651	13,767	-	10,590			
		W	2,442	2,178	1,634	1,089	-	605	2,244	2,020	1,515	1,010	-	561	2,090	1,861	1,396	931	-	517			
40	4.4	Q(Btu/h)	24,960	21,320	15,990	10,660	-	8,200	26,000	22,282	16,712	11,141	-	8,570	27,040	23,374	17,531	11,687	-	8,990			
		W	2,376	2,000	1,500	1,000	-	556	2,178	1,881	1,411	941	-	523	2,024	1,742	1,307	871	-	484			
35	1.7	Q(Btu/h)	24,960	18,460	13,845	9,230	-	7,100	26,000	20,540	15,405	10,270	-	7,900	27,040	21,840	16,380	10,920	-	8,400			
		W	2,830	1,885	1,414	942	-	524	2,700	1,766	1,325	883	-	491	2,525	1,628	1,221	814	-	452			
30	-1.1	Q(Btu/h)	24,960	17,680	13,260	8,840	-	6,800	26,000	18,616	13,962	9,308	-	7,160	27,040	19,396	14,547	9,698	-	7,460			
		W	3,331	1,719	1,289	859	-	477	3,200	1,600	1,200	800	-	444	3,026	1,461	1,096	731	-	406			
25	-3.9	Q(Btu/h)	24,960	16,900	12,675	8,450	-	6,500	26,000	17,836	13,377	8,918	-	6,860	27,040	18,616	13,962	9,308	-	7,160			
		W	3,614	1,495	1,121	747	-	415	3,483	1,376	1,032	688	-	382	3,309	1,238	928	619	-	344			
20	-6.7	Q(Btu/h)	24,960	16,120	12,090	8,060	-	6,200	26,000	17,056	12,792	8,528	-	6,560	27,040	17,836	13,377	8,918	-	6,860			
		W	3,810	1,465	1,099	733	-	407	3,679	1,346	1,010	673	-	374	3,505	1,208	906	604	-	336			
15	-9.4	Q(Btu/h)	24,960	15,730	11,798	7,865	-	6,050	26,000	16,666	12,500	8,333	-	6,410	27,040	17,446	13,085	8,723	-	6,710			
		W	3,984	1,396	1,047	698	-	388	3,853	1,277	958	639	-	355	3,679	1,139	854	569	-	316			
10	-12.2	Q(Btu/h)	24,960	15,132	11,349	7,566	-	5,820	26,000	16,068	12,051	8,034	-	6,180	27,040	16,848	12,636	8,424	-	6,480			
		W	4,093	1,291	968	645	-	359	3,962	1,172	879	586	-	326	3,788	1,034	775	517	-	287			
5	-15.0	Q(Btu/h)	24,960	14,807	11,105	7,404	-	5,695	26,000	15,743	11,807	7,872	-	6,055	27,040	16,523	12,392	8,262	-	6,355			
		W	4,180	1,286	965	643	-	357	4,049	1,168	876	584	-	324	3,875	1,029	772	515	-	286			
0	-17.8	Q(Btu/h)	23,530	14,560	10,920	7,280	-	5,600	24,570	15,496	11,622	7,748	-	5,960	25,610	16,276	12,207	8,138	-	6,260			
		W	4,224	1,289	967	645	-	358	4,093	1,171	878	585	-	325	3,919	1,032	774	516	-	287			
-4	-20.0	Q(Btu/h)	22,334	14,404	10,803	7,202	-	5,540	23,374	15,340	11,505	7,670	-	5,900	24,414	16,120	12,090	8,060	-	6,200			
		W	4,245	1,276	957	638	-	355	4,115	1,158	868	579	-	322	3,941	1,019	764	510	-	283			
-13	-25.0	Q(Btu/h)	19,760	14,268	10,701	7,134	-	5,488	20,800	15,204	11,403	7,602	-	5,848	21,840	15,984	11,988	7,992	-	6,148			
		W	4,267	1,256	942	628	-	349	4,136	1,137	853	569	-	316	3,962	999	749	499	-	277			

PVA-A30AA7
PUZ-HA30NKA
1) COOLING

Rated
 Q(Btu/h): 30,000
 W: 2,300

Indoor W.B. Outdoor D.B. (°F) (°C)	71°F / 21.7°C						67°F / 19.4°C						63°F / 17.2°C					
	Max	Rated	75%	50%	25%	Min	Max	Rated	75%	50%	25%	Min	Max	Rated	75%	50%	25%	Min
115 46.1 Q(Btu/h)	30,240	30,240	22,680	15,120	-	14,918	27,900	27,900	20,925	13,950	-	13,764	26,190	26,190	19,643	13,095	-	12,920
W	2,806	2,806	2,105	1,403	-	1,232	2,714	2,714	2,036	1,357	-	1,192	2,645	2,645	1,984	1,323	-	1,162
110 43.3 Q(Btu/h)	31,770	31,770	23,828	15,885	-	15,673	29,430	29,430	22,073	14,715	-	14,519	27,720	27,720	20,790	13,860	-	13,675
W	2,663	2,663	1,998	1,332	-	1,170	2,571	2,571	1,929	1,286	-	1,129	2,502	2,502	1,877	1,251	-	1,099
105 40.6 Q(Btu/h)	32,430	32,430	24,323	16,215	-	15,999	30,090	30,090	22,568	15,045	-	14,844	28,380	28,380	21,285	14,190	-	14,001
W	2,574	2,574	1,930	1,287	-	1,130	2,482	2,482	1,861	1,241	-	1,090	2,413	2,413	1,810	1,206	-	1,059
100 37.8 Q(Btu/h)	33,300	33,300	24,975	16,650	-	16,428	30,960	30,960	23,220	15,480	-	15,274	29,250	29,250	21,938	14,625	-	14,430
W	2,450	2,450	1,837	1,225	-	1,076	2,358	2,358	1,768	1,179	-	1,035	2,289	2,289	1,716	1,144	-	1,005
95 35.0 Q(Btu/h)	34,020	34,020	25,515	17,010	-	16,783	31,680	31,680	23,760	15,840	-	15,629	29,970	29,970	22,478	14,985	-	14,785
W	2,351	2,351	1,763	1,175	-	1,032	2,259	2,259	1,694	1,129	-	992	2,190	2,190	1,642	1,095	-	962
90 32.2 Q(Btu/h)	34,500	34,500	25,875	17,250	-	17,020	32,160	32,160	24,120	16,080	-	15,866	30,450	30,450	22,838	15,225	-	15,022
W	2,277	2,277	1,708	1,139	-	1,000	2,185	2,185	1,639	1,093	-	960	2,116	2,116	1,587	1,058	-	929
85 29.4 Q(Btu/h)	34,860	34,860	26,145	17,430	-	17,198	32,520	32,520	24,390	16,260	-	16,043	30,810	30,810	23,108	15,405	-	15,200
W	2,208	2,208	1,656	1,104	-	970	2,116	2,116	1,587	1,058	-	929	2,047	2,047	1,535	1,024	-	899
80 26.7 Q(Btu/h)	35,400	35,400	26,550	17,700	-	17,464	33,060	33,060	24,795	16,530	-	16,310	31,350	31,350	23,513	15,675	-	15,466
W	2,134	2,134	1,601	1,067	-	937	2,042	2,042	1,532	1,021	-	897	1,973	1,973	1,480	987	-	867
75 23.9 Q(Btu/h)	35,790	35,790	26,843	17,895	-	17,656	33,450	33,450	25,088	16,725	-	16,502	31,740	31,740	23,805	15,870	-	15,658
W	2,070	2,070	1,553	1,035	-	909	1,978	1,978	1,484	989	-	869	1,909	1,909	1,432	955	-	838
70 21.1 Q(Btu/h)	36,000	36,000	27,000	18,000	-	17,760	33,660	33,660	25,245	16,830	-	16,606	31,950	31,950	23,963	15,975	-	15,762
W	2,019	2,019	1,515	1,010	-	887	1,927	1,927	1,446	964	-	846	1,858	1,858	1,394	929	-	816
67 19.4 Q(Btu/h)	36,240	36,240	27,180	18,120	-	17,878	33,900	33,900	25,425	16,950	-	16,724	32,190	32,190	24,143	16,095	-	15,880
W	1,983	1,983	1,487	991	-	871	1,891	1,891	1,418	945	-	830	1,822	1,822	1,366	911	-	800

PVA-A30AA7
PUZ-HA30NKA
2) HEATING

Rated
Q(Btu/h): 32,000
W: 2,460

Indoor D.B.			77°F / 25.0°C						68°F / 20.0°C						59°F / 15.0°C					
Outdoor W.B.			Max	Rated	75%	50%	25%	Min	Max	Rated	75%	50%	25%	Min	Max	Rated	75%	50%	25%	Min
(°F)	(°C)	Q(Btu/h)																		
65	18.3	Q(Btu/h)	43,394	40,842	30,631	20,421	-	18,889	44,652	42,026	31,519	21,013	-	19,437	46,080	43,370	32,527	21,685	-	20,058
		W	3,603	3,223	2,417	1,611	-	1,245	3,355	3,026	2,269	1,513	-	1,169	3,163	2,829	2,122	1,415	-	1,093
60	15.6	Q(Btu/h)	40,970	38,560	28,920	19,280	-	17,834	42,228	39,744	29,808	19,872	-	18,382	43,656	41,088	30,816	20,544	-	19,003
		W	3,465	3,100	2,325	1,550	-	1,197	3,218	2,903	2,177	1,451	-	1,121	3,025	2,706	2,030	1,353	-	1,045
55	12.8	Q(Btu/h)	38,250	36,000	27,000	18,000	-	16,650	39,508	37,184	27,888	18,592	-	17,198	40,936	38,528	28,896	19,264	-	17,819
		W	3,328	3,001	2,251	1,501	-	1,159	3,080	2,804	2,103	1,402	-	1,083	2,888	2,608	1,956	1,304	-	1,007
50	10.0	Q(Btu/h)	35,972	33,856	25,392	16,928	-	15,658	37,230	35,040	26,280	17,520	-	16,206	38,658	36,384	27,288	18,192	-	16,828
		W	3,190	2,866	2,149	1,433	-	1,107	2,943	2,669	2,002	1,335	-	1,031	2,750	2,472	1,854	1,236	-	955
45	7.2	Q(Btu/h)	31,520	31,360	23,520	15,680	-	14,504	32,800	32,544	24,408	16,272	-	15,052	34,080	33,888	25,416	16,944	-	15,673
		W	3,053	2,706	2,030	1,353	-	1,045	2,805	2,509	1,882	1,255	-	969	2,613	2,312	1,734	1,156	-	893
40	4.4	Q(Btu/h)	30,720	26,240	19,680	13,120	-	12,136	32,000	27,424	20,568	13,712	-	12,684	33,280	28,768	21,576	14,384	-	13,305
		W	2,970	2,485	1,863	1,242	-	960	2,723	2,337	1,753	1,169	-	903	2,530	2,165	1,624	1,082	-	836
35	1.7	Q(Btu/h)	30,720	22,720	17,040	11,360	-	10,508	32,000	25,280	18,960	12,640	-	11,692	33,280	26,880	20,160	13,440	-	12,432
		W	2,979	2,342	1,756	1,171	-	904	2,842	2,194	1,646	1,097	-	847	2,658	2,022	1,517	1,011	-	781
30	-1.1	Q(Btu/h)	30,720	21,760	16,320	10,880	-	10,064	32,000	22,912	17,184	11,456	-	10,597	33,280	23,872	17,904	11,936	-	11,041
		W	3,506	2,135	1,601	1,068	-	825	3,369	1,988	1,491	994	-	768	3,185	1,815	1,362	908	-	701
25	-3.9	Q(Btu/h)	30,720	20,800	15,600	10,400	-	9,620	32,000	21,952	16,464	10,976	-	10,153	33,280	22,912	17,184	11,456	-	10,597
		W	3,804	1,857	1,393	929	-	717	3,667	1,710	1,282	855	-	660	3,483	1,538	1,153	769	-	594
20	-6.7	Q(Btu/h)	30,720	19,840	14,880	9,920	-	9,176	32,000	20,992	15,744	10,496	-	9,709	33,280	21,952	16,464	10,976	-	10,153
		W	4,010	1,820	1,365	910	-	703	3,873	1,673	1,255	836	-	646	3,690	1,501	1,125	750	-	580
15	-9.4	Q(Btu/h)	30,720	19,360	14,520	9,680	-	8,954	32,000	20,512	15,384	10,256	-	9,487	33,280	21,472	16,104	10,736	-	9,931
		W	4,194	1,734	1,301	867	-	670	4,056	1,587	1,190	793	-	613	3,873	1,415	1,061	707	-	546
10	-12.2	Q(Btu/h)	30,720	18,624	13,968	9,312	-	8,614	32,000	19,776	14,832	9,888	-	9,146	33,280	20,736	15,552	10,368	-	9,590
		W	4,308	1,604	1,203	802	-	619	4,171	1,456	1,092	728	-	562	3,988	1,284	963	642	-	496
5	-15.0	Q(Btu/h)	30,720	18,224	13,668	9,112	-	8,429	32,000	19,376	14,532	9,688	-	8,961	33,280	20,336	15,252	10,168	-	9,405
		W	4,400	1,598	1,199	799	-	617	4,263	1,451	1,088	725	-	560	4,079	1,278	959	639	-	494
0	-17.8	Q(Btu/h)	28,960	17,920	13,440	8,960	-	8,288	30,240	19,072	14,304	9,536	-	8,821	31,520	20,032	15,024	10,016	-	9,265
		W	4,446	1,602	1,201	801	-	619	4,308	1,454	1,091	727	-	562	4,125	1,282	962	641	-	495
-4	-20.0	Q(Btu/h)	27,488	17,728	13,296	8,864	-	8,199	28,768	18,880	14,160	9,440	-	8,732	30,048	19,840	14,880	9,920	-	9,176
		W	4,469	1,586	1,189	793	-	612	4,331	1,438	1,079	719	-	555	4,148	1,266	950	633	-	489
-13	-25.0	Q(Btu/h)	24,320	17,561	13,171	8,780	-	8,122	25,600	18,713	14,035	9,356	-	8,655	26,880	19,673	14,755	9,836	-	9,099
		W	4,492	1,561	1,171	780	-	603	4,354	1,413	1,060	707	-	546	4,171	1,241	931	620	-	479

PVA-A36AA7
PUZ-HA36NKA
1) COOLING

Rated
 Q(Btu/h): 33,000
 W: 2,500

Indoor W.B.	Outdoor D.B.	Q(Btu/h)	71°F / 21.7°C					67°F / 19.4°C					63°F / 17.2°C							
			Max	Rated	75%	50%	25%	Min	Max	Rated	75%	50%	25%	Min	Max	Rated	75%	50%	25%	Min
115	46.1	Q(Btu/h)	36,288	33,264	24,948	16,632	-	15,624	33,480	30,690	23,018	15,345	-	14,415	31,428	28,809	21,607	14,405	-	13,532
		W	3,416	3,050	2,288	1,525	-	1,257	3,304	2,950	2,213	1,475	-	1,215	3,220	2,875	2,156	1,438	-	1,185
110	43.3	Q(Btu/h)	38,124	34,947	26,210	17,474	-	16,415	35,316	32,373	24,280	16,187	-	15,206	33,264	30,492	22,869	15,246	-	14,322
		W	3,242	2,895	2,171	1,448	-	1,193	3,130	2,795	2,096	1,398	-	1,152	3,046	2,720	2,040	1,360	-	1,121
105	40.6	Q(Btu/h)	38,916	35,673	26,755	17,837	-	16,756	36,108	33,099	24,824	16,550	-	15,547	34,056	31,218	23,414	15,609	-	14,663
		W	3,133	2,798	2,098	1,399	-	1,153	3,021	2,698	2,023	1,349	-	1,111	2,937	2,623	1,967	1,311	-	1,080
100	37.8	Q(Btu/h)	39,960	36,630	27,473	18,315	-	17,205	37,152	34,056	25,542	17,028	-	15,996	35,100	32,175	24,131	16,088	-	15,113
		W	2,982	2,663	1,997	1,331	-	1,097	2,870	2,563	1,922	1,281	-	1,056	2,786	2,488	1,866	1,244	-	1,025
95	35.0	Q(Btu/h)	40,824	37,422	28,067	18,711	-	17,577	38,016	34,848	26,136	17,424	-	16,368	35,964	32,967	24,725	16,484	-	15,485
		W	2,862	2,555	1,916	1,278	-	1,053	2,750	2,455	1,841	1,228	-	1,011	2,666	2,380	1,785	1,190	-	981
90	32.2	Q(Btu/h)	41,400	37,950	28,463	18,975	-	17,825	38,592	35,376	26,532	17,688	-	16,616	36,540	33,495	25,121	16,748	-	15,733
		W	2,772	2,475	1,856	1,238	-	1,020	2,660	2,375	1,781	1,188	-	979	2,576	2,300	1,725	1,150	-	948
85	29.4	Q(Btu/h)	41,832	38,346	28,760	19,173	-	18,011	39,024	35,772	26,829	17,886	-	16,802	36,972	33,891	25,418	16,946	-	15,919
		W	2,688	2,400	1,800	1,200	-	989	2,576	2,300	1,725	1,150	-	948	2,492	2,225	1,669	1,113	-	917
80	26.7	Q(Btu/h)	42,480	38,940	29,205	19,470	-	18,290	39,672	36,366	27,275	18,183	-	17,081	37,620	34,485	25,864	17,243	-	16,198
		W	2,598	2,320	1,740	1,160	-	956	2,486	2,220	1,665	1,110	-	915	2,402	2,145	1,609	1,073	-	884
75	23.9	Q(Btu/h)	42,948	39,369	29,527	19,685	-	18,492	40,140	36,795	27,596	18,398	-	17,283	38,088	34,914	26,186	17,457	-	16,399
		W	2,520	2,250	1,688	1,125	-	927	2,408	2,150	1,613	1,075	-	886	2,324	2,075	1,556	1,038	-	855
70	21.1	Q(Btu/h)	43,200	39,600	29,700	19,800	-	18,600	40,392	37,026	27,770	18,513	-	17,391	38,340	35,145	26,359	17,573	-	16,508
		W	2,458	2,195	1,646	1,098	-	904	2,346	2,095	1,571	1,048	-	863	2,262	2,020	1,515	1,010	-	832
67	19.4	Q(Btu/h)	43,488	39,864	29,898	19,932	-	18,724	40,680	37,290	27,968	18,645	-	17,515	38,628	35,409	26,557	17,705	-	16,632
		W	2,414	2,155	1,616	1,078	-	888	2,302	2,055	1,541	1,028	-	847	2,218	1,980	1,485	990	-	816

PVA-A36AA7
PUZ-HA36NKA
2) HEATING

Rated
Q(Btu/h): 38,000
W: 2,850

Indoor D.B.			77°F / 25.0°C							68°F / 20.0°C							59°F / 15.0°C						
Outdoor W.B.			Max	Rated	75%	50%	25%	Min	Max	Rated	75%	50%	25%	Min	Max	Rated	75%	50%	25%	Min			
(°F)	(°C)	Q(Btu/h)																					
65	18.3	Q(Btu/h)	51,052	48,499	36,375	24,250	-	23,739	52,532	49,905	37,429	24,953	-	24,427	54,212	51,501	38,626	25,751	-	25,209			
		W	4,022	3,734	2,800	1,867	-	1,310	3,745	3,506	2,629	1,753	-	1,230	3,531	3,278	2,458	1,639	-	1,150			
60	15.6	Q(Btu/h)	48,200	45,790	34,343	22,895	-	22,413	49,680	47,196	35,397	23,598	-	23,101	51,360	48,792	36,594	24,396	-	23,882			
		W	3,868	3,591	2,693	1,796	-	1,260	3,592	3,363	2,522	1,682	-	1,180	3,377	3,135	2,351	1,568	-	1,100			
55	12.8	Q(Btu/h)	45,000	42,750	32,063	21,375	-	20,925	46,480	44,156	33,117	22,078	-	21,613	48,160	45,752	34,314	22,876	-	22,394			
		W	3,715	3,477	2,608	1,739	-	1,220	3,438	3,249	2,437	1,625	-	1,140	3,224	3,021	2,266	1,511	-	1,060			
50	10.0	Q(Btu/h)	42,320	40,204	30,153	20,102	-	19,679	43,800	41,610	31,208	20,805	-	20,367	45,480	43,206	32,405	21,603	-	21,148			
		W	3,561	3,320	2,490	1,660	-	1,165	3,285	3,092	2,319	1,546	-	1,085	3,070	2,864	2,148	1,432	-	1,005			
45	7.2	Q(Btu/h)	37,430	37,240	27,930	18,620	-	18,228	38,950	38,646	28,985	19,323	-	18,916	40,470	40,242	30,182	20,121	-	19,697			
		W	3,408	3,135	2,351	1,568	-	1,100	3,131	2,907	2,180	1,454	-	1,020	2,917	2,679	2,009	1,340	-	940			
40	4.4	Q(Btu/h)	36,480	31,160	23,370	15,580	-	15,252	38,000	32,566	24,425	16,283	-	15,940	39,520	34,162	25,622	17,081	-	16,721			
		W	3,316	2,879	2,159	1,439	-	1,010	3,039	2,708	2,031	1,354	-	950	2,824	2,508	1,881	1,254	-	880			
35	1.7	Q(Btu/h)	36,480	26,980	20,235	13,490	-	13,206	38,000	30,020	22,515	15,010	-	14,694	39,520	31,920	23,940	15,960	-	15,624			
		W	3,949	2,713	2,035	1,357	-	952	3,767	2,542	1,907	1,271	-	892	3,524	2,343	1,757	1,171	-	822			
30	-1.1	Q(Btu/h)	36,480	25,840	19,380	12,920	-	12,648	38,000	27,208	20,406	13,604	-	13,318	39,520	28,348	21,261	14,174	-	13,876			
		W	4,648	2,474	1,855	1,237	-	868	4,466	2,303	1,727	1,151	-	808	4,223	2,103	1,577	1,052	-	738			
25	-3.9	Q(Btu/h)	36,480	24,700	18,525	12,350	-	12,090	38,000	26,068	19,551	13,034	-	12,760	39,520	27,208	20,406	13,604	-	13,318			
		W	5,043	2,152	1,614	1,076	-	755	4,861	1,981	1,486	990	-	695	4,618	1,781	1,336	891	-	625			
20	-6.7	Q(Btu/h)	36,480	23,560	17,670	11,780	-	11,532	38,000	24,928	18,696	12,464	-	12,202	39,520	26,068	19,551	13,034	-	12,760			
		W	5,317	2,109	1,582	1,055	-	740	5,134	1,938	1,454	969	-	680	4,891	1,739	1,304	869	-	610			
15	-9.4	Q(Btu/h)	36,480	22,990	17,243	11,495	-	11,253	38,000	24,358	18,269	12,179	-	11,923	39,520	25,498	19,124	12,749	-	12,481			
		W	5,560	2,009	1,507	1,005	-	705	5,377	1,838	1,379	919	-	645	5,134	1,639	1,229	819	-	575			
10	-12.2	Q(Btu/h)	36,480	22,116	16,587	11,058	-	10,825	38,000	23,484	17,613	11,742	-	11,495	39,520	24,624	18,468	12,312	-	12,053			
		W	5,711	1,858	1,394	929	-	652	5,529	1,687	1,265	844	-	592	5,286	1,488	1,116	744	-	522			
5	-15.0	Q(Btu/h)	36,480	21,641	16,231	10,821	-	10,593	38,000	23,009	17,257	11,505	-	11,262	39,520	24,149	18,112	12,075	-	11,820			
		W	5,833	1,852	1,389	926	-	650	5,651	1,681	1,260	840	-	590	5,408	1,481	1,111	741	-	520			
0	-17.8	Q(Btu/h)	34,390	21,280	15,960	10,640	-	10,416	35,910	22,648	16,986	11,324	-	11,086	37,430	23,788	17,841	11,894	-	11,644			
		W	5,894	1,856	1,392	928	-	651	5,711	1,685	1,264	842	-	591	5,468	1,485	1,114	743	-	521			
-4	-20.0	Q(Btu/h)	32,642	21,052	15,789	10,526	-	10,304	34,162	22,420	16,815	11,210	-	10,974	35,682	23,560	17,670	11,780	-	11,532			
		W	5,924	1,837	1,378	919	-	645	5,742	1,666	1,250	833	-	585	5,499	1,467	1,100	733	-	515			
-13	-25.0	Q(Btu/h)	28,880	20,853	15,640	10,427	-	10,207	30,400	22,221	16,666	11,111	-	10,877	31,920	23,361	17,521	11,681	-	11,435			
		W	5,955	1,808	1,356	904	-	634	5,772	1,637	1,228	819	-	574	5,529	1,438	1,078	719	-	504			

PVA-A42AA7
PUZ-HA42NKA1
1) COOLING

Rated
 Q(Btu/h): 42,000
 W: 3,960

Indoor W.B. Outdoor D.B. (°F) (°C)	71°F / 21.7°C						67°F / 19.4°C						63°F / 17.2°C					
	Max	Rated	75%	50%	25%	Min	Max	Rated	75%	50%	25%	Min	Max	Rated	75%	50%	25%	Min
115 46.1 Q(Btu/h)	42,336	42,336	31,752	21,168	-	17,136	39,060	39,060	29,295	19,530	-	15,810	36,666	36,666	27,500	18,333	-	14,841
W	4,831	4,831	3,623	2,416	-	1,610	4,673	4,673	3,505	2,336	-	1,558	4,554	4,554	3,416	2,277	-	1,518
110 43.3 Q(Btu/h)	44,478	44,478	33,359	22,239	-	18,003	41,202	41,202	30,902	20,601	-	16,677	38,808	38,808	29,106	19,404	-	15,708
W	4,586	4,586	3,439	2,293	-	1,529	4,427	4,427	3,320	2,214	-	1,476	4,308	4,308	3,231	2,154	-	1,436
105 40.6 Q(Btu/h)	45,402	45,402	34,052	22,701	-	18,377	42,126	42,126	31,595	21,063	-	17,051	39,732	39,732	29,799	19,866	-	16,082
W	4,431	4,431	3,323	2,216	-	1,477	4,273	4,273	3,205	2,136	-	1,424	4,154	4,154	3,116	2,077	-	1,385
100 37.8 Q(Btu/h)	46,620	46,620	34,965	23,310	-	18,870	43,344	43,344	32,508	21,672	-	17,544	40,950	40,950	30,713	20,475	-	16,575
W	4,217	4,217	3,163	2,109	-	1,406	4,059	4,059	3,044	2,030	-	1,353	3,940	3,940	2,955	1,970	-	1,313
95 35.0 Q(Btu/h)	47,628	47,628	35,721	23,814	-	19,278	44,352	44,352	33,264	22,176	-	17,952	41,958	41,958	31,469	20,979	-	16,983
W	4,047	4,047	3,035	2,024	-	1,349	3,889	3,889	2,917	1,944	-	1,296	3,770	3,770	2,827	1,885	-	1,257
90 32.2 Q(Btu/h)	48,300	48,300	36,225	24,150	-	19,550	45,024	45,024	33,768	22,512	-	18,224	42,630	42,630	31,973	21,315	-	17,255
W	3,920	3,920	2,940	1,960	-	1,307	3,762	3,762	2,822	1,881	-	1,254	3,643	3,643	2,732	1,822	-	1,214
85 29.4 Q(Btu/h)	48,804	48,804	36,603	24,402	-	19,754	45,528	45,528	34,146	22,764	-	18,428	43,134	43,134	32,351	21,567	-	17,459
W	3,802	3,802	2,851	1,901	-	1,267	3,643	3,643	2,732	1,822	-	1,214	3,524	3,524	2,643	1,762	-	1,175
80 26.7 Q(Btu/h)	49,560	49,560	37,170	24,780	-	20,060	46,284	46,284	34,713	23,142	-	18,734	43,890	43,890	32,918	21,945	-	17,765
W	3,675	3,675	2,756	1,837	-	1,225	3,516	3,516	2,637	1,758	-	1,172	3,398	3,398	2,548	1,699	-	1,133
75 23.9 Q(Btu/h)	50,106	50,106	37,580	25,053	-	20,281	46,830	46,830	35,123	23,415	-	18,955	44,436	44,436	33,327	22,218	-	17,986
W	3,564	3,564	2,673	1,782	-	1,188	3,406	3,406	2,554	1,703	-	1,135	3,287	3,287	2,465	1,643	-	1,096
70 21.1 Q(Btu/h)	50,400	50,400	37,800	25,200	-	20,400	47,124	47,124	35,343	23,562	-	19,074	44,730	44,730	33,548	22,365	-	18,105
W	3,477	3,477	2,608	1,738	-	1,159	3,318	3,318	2,489	1,659	-	1,106	3,200	3,200	2,400	1,600	-	1,067
67 19.4 Q(Btu/h)	50,736	50,736	38,052	25,368	-	20,536	47,460	47,460	35,595	23,730	-	19,210	45,066	45,066	33,800	22,533	-	18,241
W	3,414	3,414	2,560	1,707	-	1,138	3,255	3,255	2,441	1,628	-	1,085	3,136	3,136	2,352	1,568	-	1,045

PVA-A42AA7
PUZ-HA42NKA1
2) HEATING

Rated
Q(Btu/h): 48,000
W: 3,850

Indoor D.B.			77°F / 25.0°C							68°F / 20.0°C							59°F / 15.0°C						
Outdoor W.B.			Max	Rated	75%	50%	25%	Min	Max	Rated	75%	50%	25%	Min	Max	Rated	75%	50%	25%	Min			
(°F)	(°C)	Q(Btu/h)																					
65	18.3	Q(Btu/h)	68,920	61,262	45,947	30,631	-	30,504	70,918	63,038	47,279	31,519	-	31,388	73,186	65,054	48,791	32,527	-	32,392			
		W	5,987	5,044	3,783	2,522	-	2,253	5,575	4,736	3,552	2,368	-	2,116	5,256	4,428	3,321	2,214	-	1,978			
60	15.6	Q(Btu/h)	65,070	57,840	43,380	28,920	-	28,800	67,068	59,616	44,712	29,808	-	29,684	69,336	61,632	46,224	30,816	-	30,688			
		W	5,758	4,851	3,638	2,426	-	2,167	5,347	4,543	3,407	2,272	-	2,030	5,027	4,235	3,176	2,118	-	1,892			
55	12.8	Q(Btu/h)	60,750	54,000	40,500	27,000	-	26,888	62,748	55,776	41,832	27,888	-	27,772	65,016	57,792	43,344	28,896	-	28,776			
		W	5,530	4,697	3,523	2,349	-	2,098	5,118	4,389	3,292	2,195	-	1,961	4,799	4,081	3,061	2,041	-	1,823			
50	10.0	Q(Btu/h)	57,132	50,784	38,088	25,392	-	25,286	59,130	52,560	39,420	26,280	-	26,171	61,398	54,576	40,932	27,288	-	27,174			
		W	5,301	4,485	3,364	2,243	-	2,004	4,890	4,177	3,133	2,089	-	1,866	4,570	3,869	2,902	1,935	-	1,729			
45	7.2	Q(Btu/h)	47,280	47,040	35,280	23,520	-	23,422	49,200	48,816	36,612	24,408	-	24,306	51,120	50,832	38,124	25,416	-	25,310			
		W	5,073	4,235	3,176	2,118	-	1,892	4,661	3,927	2,945	1,964	-	1,754	4,342	3,619	2,714	1,810	-	1,617			
40	4.4	Q(Btu/h)	46,080	39,360	29,520	19,680	-	19,598	48,000	41,136	30,852	20,568	-	20,482	49,920	43,152	32,364	21,576	-	21,486			
		W	4,936	3,889	2,916	1,944	-	1,737	4,524	3,658	2,743	1,829	-	1,634	4,204	3,388	2,541	1,694	-	1,514			
35	1.7	Q(Btu/h)	46,080	34,080	25,560	17,040	-	16,969	48,000	37,920	28,440	18,960	-	18,881	49,920	40,320	30,240	20,160	-	20,076			
		W	4,951	3,665	2,749	1,833	-	1,637	4,722	3,434	2,576	1,717	-	1,534	4,418	3,165	2,374	1,582	-	1,414			
30	-1.1	Q(Btu/h)	46,080	32,640	24,480	16,320	-	16,252	48,000	34,368	25,776	17,184	-	17,112	49,920	35,808	26,856	17,904	-	17,829			
		W	5,827	3,342	2,506	1,671	-	1,493	5,598	3,111	2,333	1,555	-	1,390	5,294	2,841	2,131	1,421	-	1,269			
25	-3.9	Q(Btu/h)	46,080	31,200	23,400	15,600	-	15,535	48,000	32,928	24,696	16,464	-	16,395	49,920	34,368	25,776	17,184	-	17,112			
		W	6,322	2,907	2,180	1,453	-	1,299	6,093	2,676	2,007	1,338	-	1,195	5,789	2,406	1,805	1,203	-	1,075			
20	-6.7	Q(Btu/h)	46,080	29,760	22,320	14,880	-	14,818	48,000	31,488	23,616	15,744	-	15,678	49,920	32,928	24,696	16,464	-	16,395			
		W	6,665	2,849	2,137	1,425	-	1,273	6,436	2,618	1,964	1,309	-	1,170	6,131	2,349	1,761	1,174	-	1,049			
15	-9.4	Q(Btu/h)	46,080	29,040	21,780	14,520	-	14,460	48,000	30,768	23,076	15,384	-	15,320	49,920	32,208	24,156	16,104	-	16,037			
		W	6,969	2,714	2,036	1,357	-	1,213	6,741	2,483	1,862	1,242	-	1,109	6,436	2,214	1,660	1,107	-	989			
10	-12.2	Q(Btu/h)	46,080	27,936	20,952	13,968	-	13,910	48,000	29,664	22,248	14,832	-	14,770	49,920	31,104	23,328	15,552	-	15,487			
		W	7,160	2,510	1,883	1,255	-	1,121	6,931	2,279	1,709	1,140	-	1,018	6,627	2,010	1,507	1,005	-	898			
5	-15.0	Q(Btu/h)	46,080	27,336	20,502	13,668	-	13,611	48,000	29,064	21,798	14,532	-	14,471	49,920	30,504	22,878	15,252	-	15,188			
		W	7,312	2,501	1,876	1,251	-	1,117	7,084	2,270	1,703	1,135	-	1,014	6,779	2,001	1,501	1,000	-	894			
0	-17.8	Q(Btu/h)	43,440	26,880	20,160	13,440	-	13,384	45,360	28,608	21,456	14,304	-	14,244	47,280	30,048	22,536	15,024	-	14,961			
		W	7,388	2,507	1,880	1,254	-	1,120	7,160	2,276	1,707	1,138	-	1,017	6,855	2,007	1,505	1,003	-	896			
-4	-20.0	Q(Btu/h)	41,232	26,592	19,944	13,296	-	13,241	43,152	28,320	21,240	14,160	-	14,101	45,072	29,760	22,320	14,880	-	14,818			
		W	7,426	2,482	1,862	1,241	-	1,109	7,198	2,251	1,688	1,126	-	1,006	6,893	1,982	1,486	991	-	885			
-13	-25.0	Q(Btu/h)	36,480	26,341	19,756	13,171	-	13,116	38,400	28,069	21,052	14,035	-	13,976	40,320	29,509	22,132	14,755	-	14,693			
		W	7,464	2,443	1,832	1,221	-	1,091	7,236	2,212	1,659	1,106	-	988	6,931	1,942	1,457	971	-	868			

MITSUBISHI ELECTRIC CORPORATION

HEAD OFFICE: TOKYO BUILDING, 2-7-3, MARUNOUCHI, CHIYODA-KU, TOKYO 100-8,310, JAPAN

©Copyright 2020 MITSUBISHI ELECTRIC CORPORATION
Issued: Feb. 2022 No. OCD750 REVISED EDITION-B
Issued: Feb. 2021 No. OCD750 REVISED EDITION-A
Published: Nov. 2020 No. OCD750
Made in Japan

Specifications subject to change without notice